



# School District No. 60

## Peace River North

**DISTRICT ADMINISTRATION OFFICE**

10112 – 105 Avenue, Fort St. John, British Columbia V1J 4S4 Phone: (250) 262-6000

OFFICE OF THE SECRETARY-TREASURER

June 24, 2024

School District Financial Reporting Unit  
Resource Management Division  
Ministry of Education  
3<sup>rd</sup> Floor, 620 Superior Street  
Victoria, BC V8V 1V2

Attention: Ian Aaron

Dear Mr. Aaron:

**RE: 2024-2025 Annual Budget**

Enclosed is the 2024-2025 Annual Budget Bylaw, accompanied by the Schedules. An electronic copy has been previously submitted.

Thank You.

Yours truly,

THE BOARD OF EDUCATION  
School District No. 60  
(Peace River North)

Angela Telford  
Secretary-Treasurer

AT:lr

cc. Angela Telford, Secretary-Treasurer

Encl.

File: 23.3  
2024-2025 Annual Budget

**BOARD OF EDUCATION**

Helen Gilbert – Board Chair   Madeleine Lehmann – Vice Chair   Ida Campbell  
Nicole Gilliss   David Scott-Moncrieff   Bill Snow   Thomas Whitton



Annual Budget

**School District No. 60 (Peace River North)**

June 30, 2025



# School District No. 60 (Peace River North)

June 30, 2025

## Table of Contents

Bylaw .....	1
Annual Budget - Revenue and Expense - Statement 2 .....	2
Annual Budget - Changes in Net Financial Assets (Debt) - Statement 4 .....	4
Annual Budget - Operating Revenue and Expense - Schedule 2 .....	5
Schedule 2A - Annual Budget - Schedule of Operating Revenue by Source .....	6
Schedule 2B - Annual Budget - Schedule of Operating Expense by Object .....	7
Schedule 2C - Annual Budget - Operating Expense by Function, Program and Object .....	8
Annual Budget - Special Purpose Revenue and Expense - Schedule 3 .....	10
Schedule 3A - Annual Budget - Changes in Special Purpose Funds .....	11
Annual Budget - Capital Revenue and Expense - Schedule 4 .....	14

\*NOTE - Statement 1, Statement 3, Statement 5, Schedule 1 and Schedules 4A - 4D are used for Financial Statement reporting only.



## ANNUAL BUDGET BYLAW

A Bylaw of THE BOARD OF EDUCATION OF SCHOOL DISTRICT NO. 60 (PEACE RIVER NORTH) (called the "Board") to adopt the Annual Budget of the Board for the fiscal year 2024/2025 pursuant to section 113 of the *School Act*, R.S.B.C., 1996, c. 412 as amended from time to time (called the "Act").

1. The Board has complied with the provisions of the *Act*, Ministerial Orders, and Ministry of Education and Child Care Policies respecting the Annual Budget adopted by this bylaw.
2. This bylaw may be cited as School District No. 60 (Peace River North) Annual Budget Bylaw for fiscal year 2024/2025.
3. The attached Statement 2 showing the estimated revenue and expense for the 2024/2025 fiscal year and the total budget bylaw amount of \$102,387,755 for the 2024/2025 fiscal year was prepared in accordance with the *Act*.
4. Statement 2, 4 and Schedules 2 to 4 are adopted as the Annual Budget of the Board for the fiscal year 2024/2025.

READ A FIRST TIME THE 21st DAY OF MAY, 2024;

READ A SECOND TIME THE 21st DAY OF MAY, 2024;

READ A THIRD TIME, PASSED AND ADOPTED THE 17th DAY OF JUNE, 2024;

( Corporate Seal )



Chairperson of the Board



Secretary Treasurer

I HEREBY CERTIFY this to be a true original of School District No. 60 (Peace River North) Annual Budget Bylaw 2024/2025, adopted by the Board the 17 DAY OF June, 2024.



Secretary Treasurer





# School District No. 60 (Peace River North)

Statement 2

Annual Budget - Revenue and Expense  
Year Ended June 30, 2025

	2025 Annual Budget	2024 Amended Annual Budget
<b>Ministry Operating Grant Funded FTE's</b>		
School-Age	6,145.375	6,134.845
Adult	13.000	10.625
Other	0.625	0.250
<b>Total Ministry Operating Grant Funded FTE's</b>	<b>6,159.000</b>	<b>6,145.720</b>
<b>Revenues</b>	<b>\$</b>	<b>\$</b>
Provincial Grants		
Ministry of Education and Child Care	89,367,992	87,339,985
Other	121,519	156,022
Federal Grants	463,628	359,214
Tuition	748,000	602,659
Other Revenue	3,772,051	4,412,111
Rentals and Leases	136,587	118,087
Investment Income	600,000	640,000
Amortization of Deferred Capital Revenue	4,601,400	4,546,390
<b>Total Revenue</b>	<b>99,811,177</b>	<b>98,174,468</b>
<b>Expenses</b>		
Instruction	76,606,843	75,983,191
District Administration	2,792,264	2,766,718
Operations and Maintenance	15,821,826	15,466,207
Transportation and Housing	4,786,822	5,285,812
<b>Total Expense</b>	<b>100,007,755</b>	<b>99,501,928</b>
<b>Net Revenue (Expense)</b>	<b>(196,578)</b>	<b>(1,327,460)</b>
<b>Budgeted Allocation (Retirement) of Surplus (Deficit)</b>	<b>1,145,619</b>	<b>720,800</b>
<b>Budgeted Surplus (Deficit), for the year</b>	<b>949,041</b>	<b>(606,660)</b>
<b>Budgeted Surplus (Deficit), for the year comprised of:</b>		
Operating Fund Surplus (Deficit)		
Special Purpose Fund Surplus (Deficit)		
Capital Fund Surplus (Deficit)	949,041	(606,660)
<b>Budgeted Surplus (Deficit), for the year</b>	<b>949,041</b>	<b>(606,660)</b>






# School District No. 60 (Peace River North)

Annual Budget - Revenue and Expense  
Year Ended June 30, 2025

	2025 Annual Budget	2024 Amended Annual Budget
<b>Budget Bylaw Amount</b>		
Operating - Total Expense	82,614,927	80,323,547
Operating - Tangible Capital Assets Purchased	880,000	700,000
Special Purpose Funds - Total Expense	11,360,469	13,325,331
Special Purpose Funds - Tangible Capital Assets Purchased	1,500,000	
Capital Fund - Total Expense	6,032,359	5,853,050
<b>Total Budget Bylaw Amount</b>	<b>102,387,755</b>	<b>100,201,928</b>

**Approved by the Board**

	6/24/2024
Signature of the Chairperson of the Board of Education	Date Signed
	6/24/2024
Signature of the Superintendent	Date Signed
	6/24/2024
Signature of the Secretary Treasurer	Date Signed



# School District No. 60 (Peace River North)

Statement 4

Annual Budget - Changes in Net Financial Assets (Debt)  
Year Ended June 30, 2025

	2025 Annual Budget	2024 Amended Annual Budget
	\$	\$
<b>Surplus (Deficit) for the year</b>	<u>(196,578)</u>	<u>(1,327,460)</u>
<b>Effect of change in Tangible Capital Assets</b>		
Acquisition of Tangible Capital Assets		
From Operating and Special Purpose Funds	(2,380,000)	(700,000)
From Deferred Capital Revenue	(4,618,747)	(6,907,377)
<b>Total Acquisition of Tangible Capital Assets</b>	<u>(6,998,747)</u>	<u>(7,607,377)</u>
Amortization of Tangible Capital Assets	<u>6,032,359</u>	<u>5,853,050</u>
<b>Total Effect of change in Tangible Capital Assets</b>	<u>(966,388)</u>	<u>(1,754,327)</u>
	<u>-</u>	<u>-</u>
<b>(Increase) Decrease in Net Financial Assets (Debt)</b>	<u>(1,162,966)</u>	<u>(3,081,787)</u>



# School District No. 60 (Peace River North)

Schedule 2

Annual Budget - Operating Revenue and Expense

Year Ended June 30, 2025

	2025 Annual Budget	2024 Amended Annual Budget
	\$	\$
<b>Revenues</b>		
Provincial Grants		
Ministry of Education and Child Care	79,565,651	77,696,948
Other	121,519	127,502
Tuition	748,000	602,659
Other Revenue	1,177,551	1,117,551
Rentals and Leases	136,587	118,087
Investment Income	600,000	640,000
<b>Total Revenue</b>	<b>82,349,308</b>	<b>80,302,747</b>
<b>Expenses</b>		
Instruction	65,705,394	63,339,767
District Administration	2,792,264	2,766,718
Operations and Maintenance	9,888,579	9,757,668
Transportation and Housing	4,228,690	4,459,394
<b>Total Expense</b>	<b>82,614,927</b>	<b>80,323,547</b>
<b>Net Revenue (Expense)</b>	<b>(265,619)</b>	<b>(20,800)</b>
<b>Budgeted Prior Year Surplus Appropriation</b>	<b>1,145,619</b>	<b>720,800</b>
<b>Net Transfers (to) from other funds</b>		
Tangible Capital Assets Purchased	(880,000)	(700,000)
<b>Total Net Transfers</b>	<b>(880,000)</b>	<b>(700,000)</b>
<b>Budgeted Surplus (Deficit), for the year</b>	<b>-</b>	<b>-</b>





# School District No. 60 (Peace River North)

Schedule 2A

Annual Budget - Schedule of Operating Revenue by Source  
Year Ended June 30, 2025

	2025 Annual Budget	2024 Amended Annual Budget
	\$	\$
<b>Provincial Grants - Ministry of Education and Child Care</b>		
Operating Grant, Ministry of Education and Child Care	79,810,872	76,226,662
ISC/LEA Recovery	(1,017,551)	(1,017,551)
Other Ministry of Education and Child Care Grants		
Pay Equity	241,350	241,350
Funding for Graduated Adults	27,184	39,000
Student Transportation Fund	425,785	425,785
Support Staff Benefits Grant	69,824	69,824
FSA Scorer Grant	8,187	8,187
Labour Settlement Funding		1,311,243
February 2024 DL Recount Funding		329,739
February 2024 Special Needs Recount Funding		23,520
Teacher Recruitment and Retention Funding		33,000
Teacher Workforce Strategy Grant		6,189
<b>Total Provincial Grants - Ministry of Education and Child Care</b>	<u>79,565,651</u>	<u>77,696,948</u>
<b>Provincial Grants - Other</b>	<u>121,519</u>	<u>127,502</u>
<b>Tuition</b>		
International and Out of Province Students	748,000	602,659
<b>Total Tuition</b>	<u>748,000</u>	<u>602,659</u>
<b>Other Revenues</b>		
Funding from First Nations	1,017,551	1,017,551
Miscellaneous		
Miscellaneous	160,000	100,000
<b>Total Other Revenue</b>	<u>1,177,551</u>	<u>1,117,551</u>
<b>Rentals and Leases</b>	<u>136,587</u>	<u>118,087</u>
<b>Investment Income</b>	<u>600,000</u>	<u>640,000</u>
<b>Total Operating Revenue</b>	<u>82,349,308</u>	<u>80,302,747</u>



# School District No. 60 (Peace River North)

Schedule 2B

Annual Budget - Schedule of Operating Expense by Object  
Year Ended June 30, 2025

	2025 Annual Budget	2024 Amended Annual Budget
	\$	\$
<b>Salaries</b>		
Teachers	31,693,488	30,510,110
Principals and Vice Principals	5,778,448	5,595,908
Educational Assistants	6,648,266	6,533,463
Support Staff	9,403,446	9,380,992
Other Professionals	2,094,544	1,962,367
Substitutes	2,558,172	2,439,259
<b>Total Salaries</b>	<b>58,176,364</b>	<b>56,422,099</b>
<b>Employee Benefits</b>	<b>13,784,560</b>	<b>13,045,362</b>
<b>Total Salaries and Benefits</b>	<b>71,960,924</b>	<b>69,467,461</b>
<b>Services and Supplies</b>		
Services	1,725,481	1,816,948
Student Transportation	939,600	1,212,601
Professional Development and Travel	1,015,875	903,284
Rentals and Leases	29,700	59,643
Dues and Fees	146,095	44,403
Insurance	290,000	270,390
Interest	8,000	10,323
Supplies	4,328,726	4,247,768
Utilities	2,170,526	2,290,726
<b>Total Services and Supplies</b>	<b>10,654,003</b>	<b>10,856,086</b>
<b>Total Operating Expense</b>	<b>82,614,927</b>	<b>80,323,547</b>



# School District No. 60 (Peace River North)

Annual Budget - Operating Expense by Function, Program and Object

Year Ended June 30, 2025

	Teachers Salaries	Principals and Vice Principals Salaries	Educational Assistants Salaries	Support Staff Salaries	Other Professionals Salaries	Substitutes Salaries	Total Salaries
	\$	\$	\$	\$	\$	\$	\$
<b>1 Instruction</b>							
1.02 Regular Instruction	23,721,136	1,769,148	5,490	1,952,496	394,506	1,771,428	29,614,204
1.03 Career Programs	262,646	47,459		30,633		1,500	342,238
1.07 Library Services	877,683	35,228		86,219			999,130
1.08 Counseling	978,140						978,140
1.10 Inclusive Education	4,266,921	372,204	5,873,387	95,095		478,055	11,085,662
1.30 English Language Learning	853,446					5,000	858,446
1.31 Indigenous Education	596,086	74,860	769,389	62,952	67,377	15,000	1,585,664
1.41 School Administration		3,085,037		663,390			3,748,427
1.62 International and Out of Province Students	137,430	63,278		30,633	25,316	2,500	259,157
<b>Total Function 1</b>	<b>31,693,488</b>	<b>5,447,214</b>	<b>6,648,266</b>	<b>2,921,418</b>	<b>487,199</b>	<b>2,273,483</b>	<b>49,471,068</b>
<b>4 District Administration</b>							
4.11 Educational Administration		331,234			382,115		713,349
4.40 School District Governance					110,552		110,552
4.41 Business Administration				124,838	801,109		925,947
<b>Total Function 4</b>	<b>-</b>	<b>331,234</b>	<b>-</b>	<b>124,838</b>	<b>1,293,776</b>	<b>-</b>	<b>1,749,848</b>
<b>5 Operations and Maintenance</b>							
5.41 Operations and Maintenance Administration				61,139	215,130		276,269
5.50 Maintenance Operations				3,607,151		80,221	3,687,372
5.52 Maintenance of Grounds				517,166		64,599	581,765
5.56 Utilities							
<b>Total Function 5</b>	<b>-</b>	<b>-</b>	<b>-</b>	<b>4,185,456</b>	<b>215,130</b>	<b>144,820</b>	<b>4,545,406</b>
<b>7 Transportation and Housing</b>							
7.41 Transportation and Housing Administration					98,439		98,439
7.70 Student Transportation				2,171,734		139,869	2,311,603
<b>Total Function 7</b>	<b>-</b>	<b>-</b>	<b>-</b>	<b>2,171,734</b>	<b>98,439</b>	<b>139,869</b>	<b>2,410,042</b>
<b>9 Debt Services</b>							
<b>Total Function 9</b>	<b>-</b>	<b>-</b>	<b>-</b>	<b>-</b>	<b>-</b>	<b>-</b>	<b>-</b>
<b>Total Functions 1 - 9</b>	<b>31,693,488</b>	<b>5,778,448</b>	<b>6,648,266</b>	<b>9,403,446</b>	<b>2,094,544</b>	<b>2,558,172</b>	<b>58,176,364</b>



# School District No. 60 (Peace River North)

Annual Budget - Operating Expense by Function, Program and Object  
Year Ended June 30, 2025

	Total Salaries	Employee Benefits	Total Salaries and Benefits	Services and Supplies	2025 Annual Budget	2024 Amended Annual Budget
	\$	\$	\$	\$	\$	\$
<b>1 Instruction</b>						
1.02 Regular Instruction	29,614,204	6,891,562	36,505,766	2,745,794	39,251,560	37,804,281
1.03 Career Programs	342,238	76,901	419,139	40,300	459,439	442,911
1.07 Library Services	999,130	241,608	1,240,738	70,836	1,311,574	1,270,303
1.08 Counselling	978,140	232,308	1,210,448	9,500	1,219,948	1,174,832
1.10 Inclusive Education	11,085,662	2,622,496	13,708,158	1,201,137	14,909,295	14,398,032
1.30 English Language Learning	858,446	202,554	1,061,000	16,000	1,077,000	1,110,312
1.31 Indigenous Education	1,585,664	508,657	2,094,321	224,379	2,318,700	2,229,735
1.41 School Administration	3,749,427	839,147	4,588,574	3,500	4,591,074	4,354,544
1.62 International and Out of Province Students	259,157	61,147	320,304	246,500	566,804	554,817
<b>Total Function 1</b>	<b>49,471,068</b>	<b>11,676,380</b>	<b>61,147,448</b>	<b>4,557,946</b>	<b>65,705,394</b>	<b>63,339,767</b>
<b>4 District Administration</b>						
4.11 Educational Administration	713,349	151,041	864,390	121,275	985,665	959,985
4.40 School District Governance	110,552	7,300	117,852	90,775	208,627	203,141
4.41 Business Administration	925,947	211,105	1,137,052	460,920	1,597,972	1,603,592
<b>Total Function 4</b>	<b>1,749,848</b>	<b>369,446</b>	<b>2,119,294</b>	<b>672,970</b>	<b>2,792,264</b>	<b>2,766,718</b>
<b>5 Operations and Maintenance</b>						
5.41 Operations and Maintenance Administration	276,269	71,021	347,290	389,300	736,590	732,034
5.50 Maintenance Operations	3,687,372	963,200	4,650,572	1,474,447	6,125,019	5,879,433
5.52 Maintenance of Grounds	581,765	142,215	723,980	190,000	913,980	914,453
5.56 Utilities	-	-	-	2,112,990	2,112,990	2,231,748
<b>Total Function 5</b>	<b>4,545,406</b>	<b>1,176,436</b>	<b>5,721,842</b>	<b>4,166,737</b>	<b>9,888,579</b>	<b>9,757,668</b>
<b>7 Transportation and Housing</b>						
7.41 Transportation and Housing Administration	98,439	24,216	122,655	15,600	138,255	134,194
7.70 Student Transportation	2,311,603	538,082	2,849,685	1,240,750	4,090,435	4,325,200
<b>Total Function 7</b>	<b>2,410,042</b>	<b>562,298</b>	<b>2,972,340</b>	<b>1,256,350</b>	<b>4,228,690</b>	<b>4,459,394</b>
<b>9 Debt Services</b>						
<b>Total Function 9</b>	-	-	-	-	-	-
<b>Total Functions 1 - 9</b>	<b>58,176,364</b>	<b>13,784,560</b>	<b>71,960,924</b>	<b>10,654,003</b>	<b>82,614,927</b>	<b>80,323,547</b>





# School District No. 60 (Peace River North)

Schedule 3

Annual Budget - Special Purpose Revenue and Expense  
Year Ended June 30, 2025

	2025 Annual Budget	2024 Amended Annual Budget
	\$	\$
<b>Revenues</b>		
Provincial Grants		
Ministry of Education and Child Care	9,802,341	9,643,037
Other		28,520
Federal Grants	463,628	359,214
Other Revenue	2,594,500	3,294,560
<b>Total Revenue</b>	<b>12,860,469</b>	<b>13,325,331</b>
<b>Expenses</b>		
Instruction	10,901,449	12,643,424
Operations and Maintenance	459,020	463,407
Transportation and Housing		218,500
<b>Total Expense</b>	<b>11,360,469</b>	<b>13,325,331</b>
<b>Net Revenue (Expense)</b>	<b>1,500,000</b>	<b>-</b>
<b>Net Transfers (to) from other funds</b>		
Tangible Capital Assets - Work in Progress	(1,500,000)	-
<b>Total Net Transfers</b>	<b>(1,500,000)</b>	<b>-</b>
<b>Budgeted Surplus (Deficit), for the year</b>	<b>-</b>	<b>-</b>



**School District No. 60 (Peace River North)**

Annual Budget - Changes in Special Purpose Funds  
Year Ended June 30, 2025

	Annual Facility Grant	Learning Improvement Fund	Scholarships and Bursaries	School Generated Funds	Strong Start	Ready, Set, Learn	OLEP	CommunityLINK Fund	Classroom Enhancement Fund - Overhead
	\$	\$	\$	\$	\$	\$	\$	\$	\$
<b>Deferred Revenue, beginning of year</b>	160,000		142,673	1,618,314	-	48,134		144,780	
<b>Add:</b> Restricted Grants									
Provincial Grants - Ministry of Education and Child Care	299,020	282,596		148,000	148,000	46,550	105,609	642,426	407,797
Federal Grants									
Other				1,538,295					
<b>Less: Allocated to Revenue</b>									
<b>Deferred Revenue, end of year</b>	459,020	282,596	142,673	1,618,314	148,000	50,930	105,609	787,206	407,797
<b>Revenues</b>	459,020	282,596		148,000	148,000	50,930	105,609	787,206	407,797
Provincial Grants - Ministry of Education and Child Care									
Federal Grants									
Other Revenue	459,020	282,596		1,538,295	148,000	50,930	105,609	787,206	407,797
<b>Expenses</b>									
Salaries									
Teachers						3,570		112,716	
Principals and Vice Principals					14,972	16,226	29,936	69,147	195,050
Educational Assistants		197,817		82,619	82,619		14,509	195,315	
Support Staff									53,280
Other Professionals	126,000			14,314		12,000	25,000	161,841	75,492
Substitutes								4,120	
Employee Benefits	126,000	197,817			111,905	31,796	69,445	543,139	323,822
Services and Supplies	27,720	84,779		29,095	29,095	4,134	8,187	146,801	83,975
Tangible Capital Assets - Work in Progress	305,300			7,000	7,000	15,000	27,977	97,266	
<b>Net Revenue (Expense) before Interfund Transfers</b>	459,020	282,596		1,538,295	148,000	50,930	105,609	787,206	407,797
<b>Interfund Transfers</b>									
Tangible Capital Assets - Work in Progress									
<b>Net Revenue (Expense)</b>									



**School District No. 60 (Peace River North)**

Annual Budget - Changes in Special Purpose Funds

Year Ended June 30, 2025

Schedule 3A

	Classroom Enhancement Fund - Staffing	First Nation Student Transportation	Mental Health in Schools	Changing Results for Young Children	Seamless Day Kindergarten	Student & Family Affordability	JUST B4	SEY2KT (Early Years to Kindergarten)	Feeding Futures Fund
	\$	\$	\$	\$	\$	\$	\$	\$	
<b>Deferred Revenue, beginning of year</b>		43,926	26,916	4,556		141,000		4,783	111,427
<b>Add:</b> Restricted Grants									
Provincial Grants - Ministry of Education and Child Care	4,528,548		52,000	6,750	55,400		50,000	19,000	771,931
Federal Grants									
Other									
	4,528,548	-	52,000	6,750	55,400	-	50,000	19,000	771,931
<b>Less: Allocated to Revenue</b>									
<b>Deferred Revenue, end of year</b>	4,528,548	43,926	78,916	11,306	55,400	141,000	50,000	23,783	743,502
<b>Revenues</b>									
Provincial Grants - Ministry of Education and Child Care	4,528,548		78,916	11,306	55,400	141,000	50,000	23,783	743,502
Federal Grants									
Other Revenue									
<b>Expenses</b>									
Salaries									
Teachers	3,652,055		500						
Principals and Vice Principals			28,091						
Educational Assistants					29,938		33,271	15,820	
Support Staff			5,563		13,346				267,542
Other Professionals							7,753		29,859
Substitutes			500	3,225			500		
Employee Benefits	876,493		7,172	775	12,116		6,976	3,322	74,350
Services and Supplies	4,528,548		37,090	7,306		141,000	1,500	4,641	371,751
			78,916	11,306	55,400	141,000	50,000	23,783	743,502
<b>Net Revenue (Expense) before Interfund Transfers</b>									
<b>Interfund Transfers</b>									
Tangible Capital Assets - Work in Progress									
<b>Net Revenue (Expense)</b>									



**School District No. 60 (Peace River North)**  
 Annual Budget - Changes in Special Purpose Funds  
 Year Ended June 30, 2025

	Health Career Dual Credit Expansion	Integration Inquiry Project	Project Penny Copper	WEX Enhancement	Miscellaneous Fund	EFAP	District Swiss	TOTAL
	\$	\$	\$	\$	\$	\$	\$	\$
<b>Deferred Revenue, beginning of year</b>	12,722	1,471,177	108,375	50,000	697,376	-	23,000	4,809,159
<b>Add:</b> Restricted Grants								
Provincial Grants - Ministry of Education and Child Care	25,000	880,000						8,320,627
Federal Grants					1,200,000	70,000	393,628	393,628
Other	25,000	880,000			1,200,000	70,000	393,628	2,808,295
<b>Less: Allocated to Revenue</b>	37,722	1,791,006	50,000	50,000	1,056,205	70,000	393,628	11,522,550
<b>Deferred Revenue, end of year</b>	-	<b>560,171</b>	<b>58,375</b>	-	<b>841,171</b>	-	<b>23,000</b>	<b>3,471,240</b>
<b>Revenues</b>								
Provincial Grants - Ministry of Education and Child Care	37,722	1,791,006	50,000	50,000				9,802,341
Federal Grants					1,056,205	70,000	393,628	463,628
Other Revenue	37,722	1,791,006	50,000	50,000	1,056,205	70,000	393,628	2,594,500
<b>Expenses</b>								
Salaries								
Teachers	20,744			32,258	30,298			3,852,141
Principals and Vice Principals		16,660					47,459	417,541
Educational Assistants		123,260			39,456			732,005
Support Staff		98,418			387,303		147,821	973,273
Other Professionals		96,676			96,676		53,648	565,583
Substitutes		2,500			11,003			58,848
Employee Benefits	20,744	240,838		32,258	564,736		248,928	6,599,391
Services and Supplies	4,978	47,668		7,742	121,822		69,700	1,617,805
	12,000	2,500	50,000	10,000	369,647	70,000	75,000	3,143,273
	37,722	291,006	50,000	50,000	1,056,205	70,000	393,628	11,360,469
<b>Net Revenue (Expense) before Interfund Transfers</b>	-	1,500,000	-	-	-	-	-	1,500,000
<b>Interfund Transfers</b>								
Tangible Capital Assets - Work in Progress		(1,500,000)						(1,500,000)
	-	(1,500,000)	-	-	-	-	-	(1,500,000)
<b>Net Revenue (Expense)</b>	-	-	-	-	-	-	-	-





# School District No. 60 (Peace River North)

Annual Budget - Capital Revenue and Expense  
Year Ended June 30, 2025

	2025 Annual Budget			2024 Amended Annual Budget
	Invested in Tangible Capital Assets	Local Capital	Fund Balance	
	\$	\$	\$	\$
<b>Revenues</b>				
Amortization of Deferred Capital Revenue	4,601,400		4,601,400	4,546,390
<b>Total Revenue</b>	<b>4,601,400</b>	-	<b>4,601,400</b>	<b>4,546,390</b>
<b>Expenses</b>				
Amortization of Tangible Capital Assets				
Operations and Maintenance	5,474,227		5,474,227	5,245,132
Transportation and Housing	558,132		558,132	607,918
<b>Total Expense</b>	<b>6,032,359</b>	-	<b>6,032,359</b>	<b>5,853,050</b>
<b>Net Revenue (Expense)</b>	<b>(1,430,959)</b>	-	<b>(1,430,959)</b>	<b>(1,306,660)</b>
<b>Net Transfers (to) from other funds</b>				
Tangible Capital Assets Purchased	880,000		880,000	700,000
Tangible Capital Assets - Work in Progress	1,500,000		1,500,000	
<b>Total Net Transfers</b>	<b>2,380,000</b>	-	<b>2,380,000</b>	<b>700,000</b>
<b>Other Adjustments to Fund Balances</b>				
<b>Total Other Adjustments to Fund Balances</b>	<b>-</b>	<b>-</b>	<b>-</b>	
<b>Budgeted Surplus (Deficit), for the year</b>	<b>949,041</b>	-	<b>949,041</b>	<b>(606,660)</b>

