

Annual Budget

School District No. 60 (Peace River North)

June 30, 2024

School District No. 60 (Peace River North)

June 30, 2024

Table of Contents

Bylaw	1
Annual Budget - Revenue and Expense - Statement 2	2
Annual Budget - Changes in Net Financial Assets (Debt) - Statement 4	4
Annual Budget - Operating Revenue and Expense - Schedule 2	5
Schedule 2A - Annual Budget - Schedule of Operating Revenue by Source	6
Schedule 2B - Annual Budget - Schedule of Operating Expense by Object	7
Schedule 2C - Annual Budget - Operating Expense by Function, Program and Object	8
Annual Budget - Special Purpose Revenue and Expense - Schedule 3	10
Schedule 3A - Annual Budget - Changes in Special Purpose Funds	11
Annual Budget - Capital Revenue and Expense - Schedule 4	14

*NOTE - Statement 1, Statement 3, Statement 5, Schedule 1 and Schedules 4A - 4D are used for Financial Statement reporting only.

ANNUAL BUDGET BYLAW

A Bylaw of THE BOARD OF EDUCATION OF SCHOOL DISTRICT NO. 60 (PEACE RIVER NORTH) (called the "Board") to adopt the Annual Budget of the Board for the fiscal year 2023/2024 pursuant to section 113 of the *School Act*, R.S.B.C., 1996, c. 412 as amended from time to time (called the "Act").

1. The Board has complied with the provisions of the *Act*, Ministerial Orders, and Ministry of Education and Child Care Policies respecting the Annual Budget adopted by this bylaw.
2. This bylaw may be cited as School District No. 60 (Peace River North) Annual Budget Bylaw for fiscal year 2023/2024.
3. The attached Statement 2 showing the estimated revenue and expense for the 2023/2024 fiscal year and the total budget bylaw amount of \$99,000,369 for the 2023/2024 fiscal year was prepared in accordance with the *Act*.
4. Statement 2, 4 and Schedules 2 to 4 are adopted as the Annual Budget of the Board for the fiscal year 2023/2024.

READ A FIRST TIME THE 19 DAY OF June, 2023;

READ A SECOND TIME THE 19 DAY OF June, 2023;

READ A THIRD TIME, PASSED AND ADOPTED THE 19 DAY OF June, 2023;



Chairperson of the Board

(Corporate Seal)



Secretary Treasurer

I HEREBY CERTIFY this to be a true original of School District No. 60 (Peace River North) Annual Budget Bylaw 2023/2024, adopted by the Board the 19 DAY OF June, 2023.



Secretary Treasurer

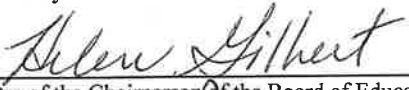


School District No. 60 (Peace River North)

Annual Budget - Revenue and Expense

Year Ended June 30, 2024

	2024 Annual Budget	2023 Amended Annual Budget
Budget Bylaw Amount		
Operating - Total Expense	81,254,502	75,598,657
Operating - Tangible Capital Assets Purchased	700,000	700,000
Special Purpose Funds - Total Expense	11,102,767	11,464,588
Capital Fund - Total Expense	5,943,100	5,983,648
Total Budget Bylaw Amount	<u>99,000,369</u>	<u>93,746,893</u>

Approved by the Board

	June 23, 2023
Signature of the Chairperson of the Board of Education	Date Signed
	June 23, 2023
Signature of the Superintendent	Date Signed
	June 22, 2023
Signature of the Secretary Treasurer	Date Signed

School District No. 60 (Peace River North)

Annual Budget - Revenue and Expense
Year Ended June 30, 2024

	2024 Annual Budget	2023 Amended Annual Budget
Ministry Operating Grant Funded FTE's		
School-Age	6,275,000	6,210,625
Adult	12,000	14,875
Other	0,250	0,250
Total Ministry Operating Grant Funded FTE's	6,287,250	6,225,750
Revenues	\$	\$
Provincial Grants		
Ministry of Education and Child Care	87,254,510	80,696,246
Other	127,502	152,002
Federal Grants	339,500	262,114
Tuition	828,513	744,289
Other Revenue	3,659,594	3,913,517
Rentals and Leases	116,468	101,200
Investment Income	320,000	320,000
Amortization of Deferred Capital Revenue	4,599,987	4,419,938
Total Revenue	97,246,074	90,609,306
Expenses		
Instruction	74,086,931	69,122,672
District Administration	2,726,326	2,537,874
Operations and Maintenance	16,031,460	15,499,544
Transportation and Housing	5,455,652	5,886,803
Total Expense	98,300,369	93,046,893
Net Revenue (Expense)	(1,054,295)	(2,437,587)
Budgeted Allocation (Retirement) of Surplus (Deficit)	411,182	1,573,877
Budgeted Surplus (Deficit), for the year	(643,113)	(863,710)
Budgeted Surplus (Deficit), for the year comprised of:		
Operating Fund Surplus (Deficit)		
Special Purpose Fund Surplus (Deficit)		
Capital Fund Surplus (Deficit)	(643,113)	(863,710)
Budgeted Surplus (Deficit), for the year	(643,113)	(863,710)

School District No. 60 (Peace River North)

Annual Budget - Changes in Net Financial Assets (Debt)

Year Ended June 30, 2024

	2024 Annual Budget	2023 Amended Annual Budget
	\$	\$
Surplus (Deficit) for the year	<u>(1,054,295)</u>	<u>(2,437,587)</u>
Effect of change in Tangible Capital Assets		
Acquisition of Tangible Capital Assets		
From Operating and Special Purpose Funds	(700,000)	(700,000)
From Deferred Capital Revenue	<u>(6,137,375)</u>	<u>(6,218,414)</u>
Total Acquisition of Tangible Capital Assets	<u>(6,837,375)</u>	<u>(6,918,414)</u>
Amortization of Tangible Capital Assets	<u>5,943,100</u>	<u>5,983,648</u>
Total Effect of change in Tangible Capital Assets	<u>(894,275)</u>	<u>(934,766)</u>
	<u>-</u>	<u>-</u>
(Increase) Decrease in Net Financial Assets (Debt)	<u>(1,948,570)</u>	<u>(3,372,353)</u>

School District No. 60 (Peace River North)

Annual Budget - Operating Revenue and Expense

Year Ended June 30, 2024

	2024 Annual Budget	2023 Amended Annual Budget
	\$	\$
Revenues		
Provincial Grants		
Ministry of Education and Child Care	78,823,934	72,072,250
Other	127,502	127,502
Tuition	828,513	744,289
Other Revenue	1,326,903	1,359,539
Rentals and Leases	116,468	101,200
Investment Income	320,000	320,000
Total Revenue	81,543,320	74,724,780
Expenses		
Instruction	63,491,449	58,551,265
District Administration	2,726,326	2,537,874
Operations and Maintenance	10,217,970	9,561,919
Transportation and Housing	4,818,757	4,947,599
Total Expense	81,254,502	75,598,657
Net Revenue (Expense)	288,818	(873,877)
Budgeted Prior Year Surplus Appropriation	411,182	1,573,877
Net Transfers (to) from other funds		
Tangible Capital Assets Purchased	(700,000)	(700,000)
Total Net Transfers	(700,000)	(700,000)
Budgeted Surplus (Deficit), for the year	-	-

School District No. 60 (Peace River North)

Annual Budget - Schedule of Operating Revenue by Source
Year Ended June 30, 2024

	2024 Annual Budget	2023 Amended Annual Budget
	\$	\$
Provincial Grants - Ministry of Education and Child Care		
Operating Grant, Ministry of Education and Child Care	77,705,448	70,759,203
ISC/LEA Recovery	(976,903)	(1,041,556)
Other Ministry of Education and Child Care Grants		
Pay Equity	241,350	241,350
Funding for Graduated Adults	39,000	39,000
Student Transportation Fund	425,785	425,785
Support Staff Benefits Grant	69,824	68,232
FSA Scorer Grant	8,187	8,187
Early Learning Framework (ELF) Implementation		991
Labour Settlement Funding	1,311,243	1,925,098
Decrease Enrollment in Distance Learning		(354,040)
Total Provincial Grants - Ministry of Education and Child Care	78,823,934	72,072,250
Provincial Grants - Other	127,502	127,502
Tuition		
International and Out of Province Students	828,513	744,289
Total Tuition	828,513	744,289
Other Revenues		
Funding from First Nations	976,903	1,041,556
Miscellaneous		
Miscellaneous	350,000	317,983
Total Other Revenue	1,326,903	1,359,539
Rentals and Leases	116,468	101,200
Investment Income	320,000	320,000
Total Operating Revenue	81,543,320	74,724,780

School District No. 60 (Peace River North)

Annual Budget - Schedule of Operating Expense by Object

Year Ended June 30, 2024

	2024 Annual Budget	2023 Amended Annual Budget
	\$	\$
Salaries		
Teachers	30,737,914	28,212,741
Principals and Vice Principals	5,740,998	5,325,599
Educational Assistants	6,068,225	5,372,471
Support Staff	9,560,596	8,786,152
Other Professionals	2,016,017	1,890,448
Substitutes	2,264,888	2,163,772
Total Salaries	56,388,638	51,751,183
Employee Benefits	13,505,547	11,831,576
Total Salaries and Benefits	69,894,185	63,582,759
Services and Supplies		
Services	1,752,964	1,464,890
Student Transportation	1,239,974	1,656,842
Professional Development and Travel	1,167,601	925,957
Rentals and Leases	51,600	26,758
Dues and Fees	59,000	43,852
Insurance	265,000	278,999
Interest	13,000	13,061
Supplies	4,681,934	5,392,994
Utilities	2,129,244	2,212,545
Total Services and Supplies	11,360,317	12,015,898
Total Operating Expense	81,254,502	75,598,657

School District No. 60 (Peace River North)

Annual Budget - Operating Expense by Function, Program and Object
 Year Ended June 30, 2024

	Teachers Salaries	Principals and Vice Principals Salaries	Educational Assistants Salaries	Support Staff Salaries	Other Professionals Salaries	Substitutes Salaries	Total Salaries
	\$	\$	\$	\$	\$	\$	\$
1 Instruction							
1.02 Regular Instruction	23,316,850	1,677,097	5,092	1,940,229	474,644	1,520,185	28,934,097
1.03 Career Programs	284,879	48,514		27,550		1,020	361,963
1.07 Library Services	836,467	68,860		79,004			984,331
1.08 Counselling	856,540						856,540
1.10 Special Education	4,004,279	418,470	5,374,540	85,130		406,419	10,288,838
1.30 English Language Learning	778,198					5,000	783,198
1.31 Indigenous Education	527,621	145,891	688,593	45,101	17,314	8,222	1,432,742
1.41 School Administration		2,996,875		631,145			3,628,020
1.62 International and Out of Province Students	133,080	61,563		36,531	24,111	2,500	257,785
Total Function 1	30,737,914	5,417,270	6,068,225	2,844,690	516,069	1,943,346	47,527,514
4 District Administration							
4.11 Educational Administration		323,728			361,733		685,461
4.40 School District Governance					122,640		122,640
4.41 Business Administration				120,575	631,527		752,102
Total Function 4	-	323,728	-	120,575	1,115,900	-	1,560,203
5 Operations and Maintenance							
5.41 Operations and Maintenance Administration				59,618	290,216		349,834
5.50 Maintenance Operations				3,535,016		72,185	3,607,201
5.52 Maintenance of Grounds				502,082		75,476	577,558
5.56 Utilities							-
Total Function 5	-	-	-	4,096,716	290,216	147,661	4,534,593
7 Transportation and Housing							
7.41 Transportation and Housing Administration					93,832		93,832
7.70 Student Transportation				2,498,615		173,881	2,672,496
Total Function 7	-	-	-	2,498,615	93,832	173,881	2,766,328
9 Debt Services							
Total Function 9	-	-	-	-	-	-	-
Total Functions 1 - 9	30,737,914	5,740,998	6,068,225	9,560,596	2,016,017	2,264,888	56,388,638

School District No. 60 (Peace River North)

Annual Budget - Operating Expense by Function, Program and Object
Year Ended June 30, 2024

	Total Salaries	Employee Benefits	Total Salaries and Benefits	Services and Supplies	2024 Annual Budget	2023 Amended Annual Budget
	\$	\$	\$	\$	\$	\$
1 Instruction						
1.02 Regular Instruction	28,934,097	7,040,838	35,974,935	2,786,790	38,761,725	35,998,101
1.03 Career Programs	361,963	85,446	447,409	38,150	485,559	429,298
1.07 Library Services	984,331	234,964	1,219,295	71,075	1,290,370	1,228,445
1.08 Counselling	856,540	205,570	1,062,110	9,500	1,071,610	1,001,732
1.10 Special Education	10,288,838	2,452,893	12,741,731	967,309	13,709,040	12,378,809
1.30 English Language Learning	783,198	186,768	969,966	16,000	985,966	947,336
1.31 Indigenous Education	1,432,742	345,543	1,778,285	419,065	2,197,350	2,026,396
1.41 School Administration	3,628,020	787,130	4,415,150	3,000	4,418,150	4,001,355
1.62 International and Out of Province Students	257,785	60,394	318,179	253,500	571,679	539,793
Total Function 1	47,527,514	11,399,546	58,927,060	4,564,389	63,491,449	58,551,265
4 District Administration						
4.11 Educational Administration	685,461	153,659	839,120	141,623	980,743	881,696
4.40 School District Governance	122,640	13,674	136,314	113,470	249,784	223,760
4.41 Business Administration	752,102	175,395	927,497	568,302	1,495,799	1,432,418
Total Function 4	1,560,203	342,728	1,902,931	823,395	2,726,326	2,537,874
5 Operations and Maintenance						
5.41 Operations and Maintenance Administration	349,834	75,850	425,684	379,649	805,333	684,463
5.50 Maintenance Operations	3,607,201	892,467	4,499,668	1,684,322	6,183,990	5,578,225
5.52 Maintenance of Grounds	577,558	129,610	707,168	205,000	912,168	934,345
5.56 Utilities	-	-	-	2,316,479	2,316,479	2,364,886
Total Function 5	4,534,593	1,097,927	5,632,520	4,585,450	10,217,970	9,561,919
7 Transportation and Housing						
7.41 Transportation and Housing Administration	93,832	19,705	113,537	17,950	131,487	124,772
7.70 Student Transportation	2,672,496	645,641	3,318,137	1,369,133	4,687,270	4,822,827
Total Function 7	2,766,328	665,346	3,431,674	1,387,083	4,818,757	4,947,599
9 Debt Services						
Total Function 9	-	-	-	-	-	-
Total Functions 1 - 9	56,388,638	13,505,547	69,894,185	11,360,317	81,254,502	75,598,657

School District No. 60 (Peace River North)

Annual Budget - Special Purpose Revenue and Expense

Year Ended June 30, 2024

	2024	2023 Amended
	Annual Budget	Annual Budget
	\$	\$
Revenues		
Provincial Grants		
Ministry of Education and Child Care	8,430,576	8,623,996
Other		24,500
Federal Grants	339,500	262,114
Other Revenue	2,332,691	2,553,978
Total Revenue	11,102,767	11,464,588
Expenses		
Instruction	10,595,482	10,571,407
Operations and Maintenance	507,285	644,970
Transportation and Housing		248,211
Total Expense	11,102,767	11,464,588
Budgeted Surplus (Deficit), for the year	-	-

School District No. 60 (Peace River North)

Annual Budget - Changes in Special Purpose Funds

Year Ended June 30, 2024

	Annual Facility Grant	Learning Improvement Fund	Scholarships and Bursaries	School Generated Funds	Strong Start	Ready, Set, Learn	OLEP	CommunityLINK Fund - Overhead	Classroom Enhancement
Deferred Revenue, beginning of year	\$ 208,265	\$ -	\$ 142,673	\$ 1,710,855	\$ -	\$ 54,693	\$ 72,697	\$ 76,339	\$ -
Add: Restricted Grants									
Provincial Grants - Ministry of Education and Child Care	299,020	294,126	-	1,513,691	148,000	46,550	123,119	632,321	399,801
Federal Grants									
Other				1,513,691					
Less: Allocated to Revenue									
Deferred Revenue, end of year	\$ 507,285	\$ 294,126	\$ 142,673	\$ 1,710,855	\$ 148,000	\$ 55,875	\$ 195,816	\$ 708,660	\$ 399,801
Revenues	507,285	294,126	-	1,513,691	148,000	55,875	195,816	708,660	399,801
Provincial Grants - Ministry of Education and Child Care									
Federal Grants									
Other Revenue				1,513,691					
Expenses									
Salaries									
Teachers						5,000	30,000	154,913	232,897
Principals and Vice Principals							29,064	68,469	
Educational Assistants		235,301			114,400	500	13,381	209,074	
Support Staff	77,754							58,716	35,597
Other Professionals	120,049							79,964	73,936
Substitutes						4,000	10,000	1,000	
Employee Benefits	197,803	235,301	-	-	114,400	9,500	82,445	572,136	342,430
Services and Supplies	39,006	58,825			28,600	1,375	20,151	120,959	57,371
	270,476	294,126	-	1,513,691	5,000	45,000	93,220	15,565	
Net Revenue (Expense)	\$ 507,285	\$ 294,126	\$ -	\$ 1,513,691	\$ 148,000	\$ 55,875	\$ 195,816	\$ 708,660	\$ 399,801

School District No. 60 (Peace River North)

Annual Budget - Changes in Special Purpose Funds

Year Ended June 30, 2024

	Classroom Enhancement Fund - Staffing	First Nation Student Transportation	Mental Health in Schools	Changing Results for Young Children	Seamless Day Kindergarten	Early Childhood Education Dual Credit Program	Student & Family Affordability	JUST B4	SEY2KT (Early Years to Kindergarten)
Deferred Revenue, beginning of year	\$ 30,000	\$ 55,738	\$ 8,683	\$ 164,304	\$ 10,809	\$ -	\$ -	\$ 10,809	
Add: Restricted Grants									
Provincial Grants - Ministry of Education and Child Care	4,500,622	52,000	55,400	6,750	55,400	50,000	50,000	19,000	
Federal Grants									
Other									
	4,500,622	52,000	55,400	6,750	55,400	50,000	50,000	19,000	
Less: Allocated to Revenue									
Deferred Revenue, end of year	\$ 30,000	\$ 42,247	\$ 8,683	\$ 164,304	\$ 29,809	\$ -	\$ -	\$ 29,809	
Revenues									
Provincial Grants - Ministry of Education and Child Care	4,500,622	65,491	8,683	6,750	55,400	164,304	50,000	29,809	
Federal Grants									
Other Revenue									
	4,500,622	65,491	8,683	6,750	55,400	164,304	50,000	29,809	
Expenses									
Salaries									
Teachers									
Principals and Vice Principals									
Educational Assistants	3,629,533	25,393	7,002		36,320	17,500	20,000	15,000	
Support Staff									
Other Professionals		15,000							
Substitutes									
Employee Benefits	3,629,533	40,393	7,002		36,320	37,500	37,500	15,000	
Services and Supplies	871,089	10,098	1,681	6,750	9,080	9,000	9,000	3,450	
	4,500,622	65,491	8,683	6,750	55,400	164,304	50,000	29,809	
Net Revenue (Expense)	\$ -	\$ -	\$ -	\$ -	\$ -	\$ -	\$ -	\$ -	

School District No. 60 (Peace River North)

Annual Budget - Changes in Special Purpose Funds

Year Ended June 30, 2024

	ECL Early Care & Learning	Feeding Futures Fund	SWIS	MISC	EFAP	Integration Inquiry Project	TOTAL
	\$	\$	\$	\$	\$	\$	\$
Deferred Revenue, beginning of year			28,000	342,174	-	880,000	3,785,230
Add: Restricted Grants		806,483				880,000	8,488,192
Provincial Grants - Ministry of Education and Child Care	175,000		339,500				339,500
Federal Grants				749,300	70,000		2,332,991
Other	175,000	806,483	339,500	749,300	70,000	880,000	11,160,683
Less: Allocated to Revenue	175,000	806,483	339,500	749,000	70,000	258,471	11,102,767
Deferred Revenue, end of year	-	-	28,000	342,474	-	1,501,529	3,843,146
Revenues	175,000	806,483	339,500	749,000	70,000	258,471	8,430,576
Provincial Grants - Ministry of Education and Child Care			339,500				339,500
Federal Grants	175,000	806,483	339,500	749,000	70,000		2,332,691
Other Revenue						258,471	11,102,767
Expenses							
Salaries							
Teachers				13,453			3,865,294
Principals and Vice Principals	93,928		43,250			33,550	516,158
Educational Assistants			140,000	40,611		169,227	976,314
Support Staff	42,000			270,914			484,981
Other Professionals		65,000	70,000	62,654			506,603
Substitutes				512			15,512
Employee Benefits	135,928	65,000	253,250	388,144		202,777	6,364,862
Services and Supplies	34,072	14,950	63,312	96,908		50,694	1,490,621
	5,000	726,533	22,938	263,948	70,000	5,000	3,247,284
	175,000	806,483	339,500	749,000	70,000	258,471	11,102,767
Net Revenue (Expense)	-	-	-	-	-	-	-

School District No. 60 (Peace River North)

Annual Budget - Capital Revenue and Expense
 Year Ended June 30, 2024

	2024 Annual Budget			2023 Amended Annual Budget
	Invested in Tangible Capital Assets	Local Capital	Fund Balance	
	\$	\$	\$	\$
Revenues				
Amortization of Deferred Capital Revenue	4,599,987		4,599,987	4,419,938
Total Revenue	4,599,987	-	4,599,987	4,419,938
Expenses				
Amortization of Tangible Capital Assets				
Operations and Maintenance	5,306,205		5,306,205	5,292,655
Transportation and Housing	636,895		636,895	690,993
Total Expense	5,943,100	-	5,943,100	5,983,648
Net Revenue (Expense)	(1,343,113)	-	(1,343,113)	(1,563,710)
Net Transfers (to) from other funds				
Tangible Capital Assets Purchased	700,000		700,000	700,000
Total Net Transfers	700,000	-	700,000	700,000
Other Adjustments to Fund Balances				
Total Other Adjustments to Fund Balances	-	-	-	
Budgeted Surplus (Deficit), for the year	(643,113)	-	(643,113)	(863,710)

