

Annual Budget

School District No. 60 (Peace River North)

June 30, 2022

School District No. 60 (Peace River North)

June 30, 2022

Table of Contents

Bylaw	1
Annual Budget - Revenue and Expense - Statement 2	2
Annual Budget - Changes in Net Financial Assets (Debt) - Statement 4	4
Annual Budget - Operating Revenue and Expense - Schedule 2	5
Schedule 2A - Annual Budget - Schedule of Operating Revenue by Source	6
Schedule 2B - Annual Budget - Schedule of Operating Expense by Object	7
Schedule 2C - Annual Budget - Operating Expense by Function, Program and Object	8
Annual Budget - Special Purpose Revenue and Expense - Schedule 3	10
Schedule 3A - Annual Budget - Changes in Special Purpose Funds	11
Annual Budget - Capital Revenue and Expense - Schedule 4	14

*NOTE - Statement 1, Statement 3, Statement 5, Schedule 1 and Schedules 4A - 4D are used for Financial Statement reporting only.

ANNUAL BUDGET BYLAW

A Bylaw of THE BOARD OF EDUCATION OF SCHOOL DISTRICT NO. 60 (PEACE RIVER NORTH) (called the "Board") to adopt the Annual Budget of the Board for the fiscal year 2021/2022 pursuant to section 113 of the *School Act*, R.S.B.C., 1996, c. 412 as amended from time to time (called the "Act").

1. Board has complied with the provisions of the Act respecting the Annual Budget adopted by this bylaw.
2. This bylaw may be cited as School District No. 60 (Peace River North) Annual Budget Bylaw for fiscal year 2021/2022.
3. The attached Statement 2 showing the estimated revenue and expense for the 2021/2022 fiscal year and the total budget bylaw amount of \$85,020,719 for the 2021/2022 fiscal year was prepared in accordance with the Act.
4. Statement 2, 4 and Schedules 2 to 4 are adopted as the Annual Budget of the Board for the fiscal year 2021/2022.

READ A FIRST TIME THE 21st DAY OF JUNE, 2021;

READ A SECOND TIME THE 21st DAY OF JUNE, 2021;

READ A THIRD TIME, PASSED AND ADOPTED THE 21st DAY OF JUNE, 2021;

(Corporate Seal)



Chairperson of the Board



Secretary Treasurer

I HEREBY CERTIFY this to be a true original of School District No. 60 (Peace River North) Annual Budget Bylaw 2021/2022, adopted by the Board the 23 DAY OF June, 2021.



Secretary Treasurer

School District No. 60 (Peace River North)

Statement 2

Annual Budget - Revenue and Expense
Year Ended June 30, 2022

	2022 Annual Budget	2021 Amended Annual Budget
Ministry Operating Grant Funded FTE's		
School-Age	6,371,938	6,249,625
Adult	29,125	16,500
Other	1,880	1,250
Total Ministry Operating Grant Funded FTE's	6,402,943	6,267,375
Revenues	\$	\$
Provincial Grants		
Ministry of Education	75,894,510	77,055,526
Other	117,415	84,400
Federal Grants	223,081	242,752
Tuition	600,000	246,165
Other Revenue	2,404,109	2,971,093
Rentals and Leases	85,794	85,794
Investment Income	120,000	120,000
Amortization of Deferred Capital Revenue	4,061,475	3,418,006
Total Revenue	83,506,384	84,223,736
Expenses		
Instruction	62,378,993	63,660,220
District Administration	2,588,396	2,632,723
Operations and Maintenance	14,648,117	14,101,318
Transportation and Housing	4,705,213	4,495,532
Total Expense	84,320,719	84,889,793
Net Revenue (Expense)	(814,335)	(666,057)
Budgeted Allocation (Retirement) of Surplus (Deficit)		2,265,649
Budgeted Surplus (Deficit), for the year	(814,335)	1,599,592
Budgeted Surplus (Deficit), for the year comprised of:		
Operating Fund Surplus (Deficit)		393,600
Special Purpose Fund Surplus (Deficit)		
Capital Fund Surplus (Deficit)	(814,335)	1,205,992
Budgeted Surplus (Deficit), for the year	(814,335)	1,599,592

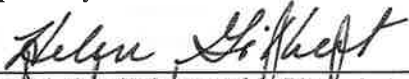


School District No. 60 (Peace River North)

Annual Budget - Revenue and Expense

Year Ended June 30, 2022

	2022 Annual Budget	2021 Amended Annual Budget
Budget Bylaw Amount		
Operating - Total Expense	70,625,574	68,837,427
Operating - Tangible Capital Assets Purchased	700,000	2,072,854
Special Purpose Funds - Total Expense	8,119,335	11,466,938
Capital Fund - Total Expense	5,575,810	4,585,428
Total Budget Bylaw Amount	85,020,719	86,962,647

Approved by the Board

	June 15, 2021
Signature of the Chairperson of the Board of Education	Date Signed
	June 23, 2021
Signature of the Superintendent	Date Signed
	June 23, 2021
Signature of the Secretary Treasurer	Date Signed

School District No. 60 (Peace River North)

Statement 4

Annual Budget - Changes in Net Financial Assets (Debt)

Year Ended June 30, 2022

	2022 Annual Budget	2021 Amended Annual Budget
	\$	\$
Surplus (Deficit) for the year	<u>(814,335)</u>	<u>(666,057)</u>
Effect of change in Tangible Capital Assets		
Acquisition of Tangible Capital Assets		
From Operating and Special Purpose Funds	(700,000)	(2,072,854)
From Deferred Capital Revenue	<u>(3,374,552)</u>	<u>(5,132,961)</u>
Total Acquisition of Tangible Capital Assets	<u>(4,074,552)</u>	<u>(7,205,815)</u>
Amortization of Tangible Capital Assets	<u>5,575,810</u>	<u>4,585,428</u>
Total Effect of change in Tangible Capital Assets	<u>1,501,258</u>	<u>(2,620,387)</u>
	<u>-</u>	<u>-</u>
	<u>-</u>	<u>-</u>
(Increase) Decrease in Net Financial Assets (Debt)	<u><u>686,923</u></u>	<u><u>(3,286,444)</u></u>

School District No. 60 (Peace River North)

Schedule 2

Annual Budget - Operating Revenue and Expense
Year Ended June 30, 2022

	2022 Annual Budget	2021 Amended Annual Budget
	\$	\$
Revenues		
Provincial Grants		
Ministry of Education	69,248,130	67,252,176
Other	117,415	84,400
Tuition	600,000	246,165
Other Revenue	1,154,235	1,249,697
Rentals and Leases	85,794	85,794
Investment Income	120,000	120,000
Total Revenue	71,325,574	69,038,232
Expenses		
Instruction	54,953,950	52,692,354
District Administration	2,588,396	2,632,723
Operations and Maintenance	9,155,679	9,759,696
Transportation and Housing	3,927,549	3,752,654
Total Expense	70,625,574	68,837,427
Net Revenue (Expense)	700,000	200,805
Budgeted Prior Year Surplus Appropriation		2,265,649
Net Transfers (to) from other funds		
Tangible Capital Assets Purchased	(700,000)	(2,072,854)
Total Net Transfers	(700,000)	(2,072,854)
Budgeted Surplus (Deficit), for the year	-	393,600

School District No. 60 (Peace River North)

Schedule 2A

Annual Budget - Schedule of Operating Revenue by Source
Year Ended June 30, 2022

	2022 Annual Budget	2021 Amended Annual Budget
	\$	\$
Provincial Grants - Ministry of Education		
Operating Grant, Ministry of Education	69,380,335	65,762,730
ISC/LEA Recovery	(929,640)	(927,352)
Other Ministry of Education Grants		
Pay Equity	241,350	241,350
Funding for Graduated Adults	55,000	32,857
Student Transportation Fund	425,785	425,785
Support Staff Benefits Grant	67,113	67,113
Teachers' Labour Settlement Funding		1,510,106
Early Career Mentorship Funding		125,000
FSA Funding	8,187	8,187
Equarly Learning Framework		2,400
Equity Scan Implementation		4,000
Total Provincial Grants - Ministry of Education	69,248,130	67,252,176
Provincial Grants - Other	117,415	84,400
Tuition		
International and Out of Province Students	600,000	246,165
Total Tuition	600,000	246,165
Other Revenues		
Funding from First Nations	929,640	927,352
Miscellaneous		
Miscellaneous	224,595	322,345
Total Other Revenue	1,154,235	1,249,697
Rentals and Leases	85,794	85,794
Investment Income	120,000	120,000
Total Operating Revenue	71,325,574	69,038,232

School District No. 60 (Peace River North)

Schedule 2B

Annual Budget - Schedule of Operating Expense by Object
Year Ended June 30, 2022

	2022 Annual Budget	2021 Amended Annual Budget
	\$	\$
Salaries		
Teachers	25,828,518	25,262,158
Principals and Vice Principals	5,564,310	5,397,595
Educational Assistants	4,227,825	4,982,913
Support Staff	8,451,711	7,737,480
Other Professionals	1,755,552	1,705,859
Substitutes	1,619,541	1,616,261
Total Salaries	47,447,457	46,702,266
Employee Benefits	11,610,259	9,938,258
Total Salaries and Benefits	59,057,716	56,640,524
Services and Supplies		
Services	1,323,521	1,530,220
Student Transportation	793,850	309,651
Professional Development and Travel	797,092	642,594
Rentals and Leases	25,250	51,549
Dues and Fees	54,500	49,911
Insurance	313,000	265,602
Interest	11,830	13,031
Supplies	6,644,071	7,765,447
Utilities	1,604,744	1,568,898
Total Services and Supplies	11,567,858	12,196,903
Total Operating Expense	70,625,574	68,837,427

School District No. 60 (Peace River North)
 Annual Budget - Operating Expense by Function, Program and Object
 Year Ended June 30, 2022

	Teachers Salaries	Principals and Vice Principals Salaries	Educational Assistants Salaries	Support Staff Salaries	Other Professionals Salaries	Substitutes Salaries	Total Salaries
	\$	\$	\$	\$	\$	\$	\$
1 Instruction							
1.02 Regular Instruction	19,597,303	1,716,498		1,983,988	374,986	1,151,334	24,824,109
1.03 Career Programs	202,394	68,042	4,169	55,114		5,000	334,719
1.07 Library Services	750,985	19,928		77,386			848,299
1.08 Counselling	870,879						870,879
1.10 Special Education	3,200,164	438,939	3,614,960	59,433		292,170	7,605,666
1.30 English Language Learning	606,811	12,904					619,715
1.31 Indigenous Education	447,982	162,663	608,696	45,468	55,636	5,000	1,325,445
1.41 School Administration		2,810,280		520,773			3,331,053
1.62 International and Out of Province Students	152,000	56,474		20,355	18,912	5,000	252,741
Total Function 1	25,828,518	5,285,728	4,227,825	2,762,517	449,534	1,458,504	40,012,626
4 District Administration							
4.11 Educational Administration		278,582			285,220		563,802
4.40 School District Governance					100,533		100,533
4.41 Business Administration				110,641	647,620		758,261
Total Function 4	-	278,582	-	110,641	1,033,373	-	1,422,596
5 Operations and Maintenance							
5.41 Operations and Maintenance Administration				109,475	188,166		297,641
5.50 Maintenance Operations				3,097,185		60,000	3,157,185
5.52 Maintenance of Grounds				594,699			594,699
5.56 Utilities							-
Total Function 5	-	-	-	3,801,359	188,166	60,000	4,049,525
7 Transportation and Housing							
7.41 Transportation and Housing Administration					84,479		84,479
7.70 Student Transportation				1,777,194		101,037	1,878,231
Total Function 7	-	-	-	1,777,194	84,479	101,037	1,962,710
9 Debt Services							
Total Function 9	-	-	-	-	-	-	-
Total Functions 1 - 9	25,828,518	5,564,310	4,227,825	8,451,711	1,755,552	1,619,541	47,447,457

School District No. 60 (Peace River North)

Annual Budget - Operating Expense by Function, Program and Object

Year Ended June 30, 2022

	Total Salaries	Employee Benefits	Total Salaries and Benefits	Services and Supplies	2022 Annual Budget	2021 Amended Annual Budget
	\$	\$	\$	\$	\$	\$
1 Instruction						
1.02 Regular Instruction	24,824,109	5,947,069	30,771,178	3,313,257	34,084,435	33,242,403
1.03 Career Programs	334,719	83,390	418,109	45,151	463,260	407,384
1.07 Library Services	848,299	193,568	1,041,867	129,500	1,171,367	1,136,912
1.08 Counselling	870,879	188,136	1,059,015	3,088	1,062,103	866,719
1.10 Special Education	7,605,666	2,251,263	9,856,929	1,070,089	10,927,018	10,478,601
1.30 English Language Learning	619,715	130,221	749,936	19,881	769,817	769,595
1.31 Indigenous Education	1,325,445	316,872	1,642,317	233,998	1,876,315	1,778,175
1.41 School Administration	3,331,053	734,107	4,065,160	7,776	4,072,936	3,800,472
1.62 International and Out of Province Students	252,741	67,958	320,699	206,000	526,699	212,093
Total Function 1	40,012,626	9,912,584	49,925,210	5,028,740	54,953,950	52,692,354
4 District Administration						
4.11 Educational Administration	563,802	124,037	687,839	166,217	854,056	831,191
4.40 School District Governance	100,533	6,028	106,561	180,449	287,010	187,699
4.41 Business Administration	758,261	172,350	930,611	516,719	1,447,330	1,613,833
Total Function 4	1,422,596	302,415	1,725,011	863,385	2,588,396	2,632,723
5 Operations and Maintenance						
5.41 Operations and Maintenance Administration	297,641	62,504	360,145	300,616	660,761	586,697
5.50 Maintenance Operations	3,157,185	755,621	3,912,806	1,811,156	5,723,962	6,480,732
5.52 Maintenance of Grounds	594,699	118,452	713,151	260,000	973,151	929,965
5.56 Utilities	-	-	-	1,797,805	1,797,805	1,762,302
Total Function 5	4,049,525	936,577	4,986,102	4,169,577	9,155,679	9,759,696
7 Transportation and Housing						
7.41 Transportation and Housing Administration	84,479	17,042	101,521	20,400	121,921	115,759
7.70 Student Transportation	1,878,231	441,641	2,319,872	1,485,756	3,805,628	3,636,895
Total Function 7	1,962,710	458,683	2,421,393	1,506,156	3,927,549	3,752,654
9 Debt Services						
Total Function 9	-	-	-	-	-	-
Total Functions 1 - 9	47,447,457	11,610,259	59,057,716	11,567,858	70,625,574	68,837,427

School District No. 60 (Peace River North)

Annual Budget - Special Purpose Revenue and Expense
Year Ended June 30, 2022

	<u>2022</u>	<u>2021 Amended</u>
	<u>Annual Budget</u>	<u>Annual Budget</u>
	\$	\$
Revenues		
Provincial Grants		
Ministry of Education	6,646,380	9,803,350
Federal Grants	223,081	242,752
Other Revenue	1,249,874	1,420,836
Total Revenue	<u>8,119,335</u>	<u>11,466,938</u>
Expenses		
Instruction	7,425,043	10,967,866
Operations and Maintenance	580,707	465,540
Transportation and Housing	113,585	33,532
Total Expense	<u>8,119,335</u>	<u>11,466,938</u>
Budgeted Surplus (Deficit), for the year	<u>-</u>	<u>-</u>

School District No. 60 (Peace River North)

Annual Budget - Changes in Special Purpose Funds
Year Ended June 30, 2022

Schedule 3A

	Annual Facility Grant	Learning Improvement Fund	Scholarships and Bursaries	School Generated Funds	Strong Start	Ready, Set, Learn	OLEP	CommunityLINK	Classroom Enhancement Fund - Overhead
	\$	\$	\$	\$	\$	\$	\$	\$	\$
Deferred Revenue, beginning of year	281,743	20,336	142,673	1,858,565	15,056	38,166	28,285	242,214	
Add: Restricted Grants									
Provincial Grants - Ministry of Education	298,964	241,562			148,000	46,550	109,359	583,311	365,296
Federal Grants				1,015,888					
Other									
	298,964	241,562	-	1,015,888	148,000	46,550	109,359	583,311	365,296
Less: Allocated to Revenue	580,707	261,898	-	1,015,888	163,056	84,716	137,644	825,525	365,296
Deferred Revenue, end of year	-	-	142,673	1,858,565	-	-	-	-	-
Revenues									
Provincial Grants - Ministry of Education	580,707	261,898			163,056	84,716	137,644	825,525	365,296
Federal Grants				1,015,888					
Other Revenue									
	580,707	261,898	-	1,015,888	163,056	84,716	137,644	825,525	365,296
Expenses									
Salaries									
Teachers						2,087	22,955	161,833	
Principals and Vice Principals					29,563		22,861	75,313	164,766
Educational Assistants		191,185			101,450	500	2,089	193,576	
Support Staff								68,887	40,823
Other Professionals	114,482								82,995
Substitutes							11,753	2,500	
	114,482	191,185	-	-	131,013	2,587	59,658	502,109	288,584
Employee Benefits	23,097	70,713			7,015	636	8,900	123,416	76,712
Services and Supplies	443,128	-		1,015,888	25,028	81,493	69,086	200,000	
	580,707	261,898	-	1,015,888	163,056	84,716	137,644	825,525	365,296
Net Revenue (Expense)	-	-	-	-	-	-	-	-	-

School District No. 60 (Peace River North)

Annual Budget - Changes in Special Purpose Funds
Year Ended June 30, 2022

Schedule 3A

	Classroom Enhancement Fund - Staffing	First Nation Student Transportation	Mental Health in Schools	Changing Results for Young Children	Safe Return to School Grant	Federal Safe Return to Class Fund	SWIS	EFAP	Miscellaneous
	\$	\$	\$	\$	\$	\$	\$	\$	\$
Deferred Revenue, beginning of year		113,585	23,301	23,752		320,000	30,000	8,015	127,886
Add: Restricted Grants									
Provincial Grants - Ministry of Education	3,746,900								
Federal Grants							223,081		
Other								36,000	233,212
	3,746,900	-	-	-	-	-	223,081	36,000	233,212
Less: Allocated to Revenue	3,746,900	113,585	23,301	23,752	-	320,000	223,081	36,000	197,986
Deferred Revenue, end of year	-	-	-	-	-	-	30,000	8,015	163,114
Revenues									
Provincial Grants - Ministry of Education	3,746,900	113,585	23,301	23,752	-	320,000			
Federal Grants							223,081		
Other Revenue								36,000	197,986
	3,746,900	113,585	23,301	23,752	-	320,000	223,081	36,000	197,986
Expenses									
Salaries									
Teachers	3,021,694		5,100						
Principals and Vice Principals			13,076	13,822			42,356		
Educational Assistants									31,047
Support Staff						90,000	127,385		87,290
Other Professionals									
Substitutes				2,500					
	3,021,694	-	18,176	16,322	-	90,000	169,741	-	118,337
Employee Benefits	725,206		5,125	2,903		30,000	38,340		29,649
Services and Supplies		113,585		4,527		200,000	15,000	36,000	50,000
	3,746,900	113,585	23,301	23,752	-	320,000	223,081	36,000	197,986
Net Revenue (Expense)	-	-	-	-	-	-	-	-	-

School District No. 60 (Peace River North)

Annual Budget - Changes in Special Purpose Funds

Year Ended June 30, 2022

Schedule 3A

	<u>TOTAL</u>
	\$
Deferred Revenue, beginning of year	3,273,579
Add: Restricted Grants	
Provincial Grants - Ministry of Education	5,539,942
Federal Grants	223,081
Other	<u>1,285,100</u>
	7,048,123
Less: Allocated to Revenue	<u>8,119,335</u>
Deferred Revenue, end of year	<u>2,202,367</u>
Revenues	
Provincial Grants - Ministry of Education	6,646,380
Federal Grants	223,081
Other Revenue	<u>1,249,874</u>
	8,119,335
Expenses	
Salaries	
Teachers	3,213,669
Principals and Vice Principals	361,757
Educational Assistants	519,847
Support Staff	414,385
Other Professionals	197,477
Substitutes	<u>16,753</u>
	4,723,888
Employee Benefits	1,141,712
Services and Supplies	<u>2,253,735</u>
	8,119,335
Net Revenue (Expense)	<u><u>-</u></u>

School District No. 60 (Peace River North)

Annual Budget - Capital Revenue and Expense

Year Ended June 30, 2022

	2022 Annual Budget			2021 Amended Annual Budget
	Invested in Tangible Capital Assets	Local Capital	Fund Balance	
	\$	\$	\$	\$
Revenues				
Other Revenue			-	300,560
Amortization of Deferred Capital Revenue	4,061,475		4,061,475	3,418,006
Total Revenue	4,061,475	-	4,061,475	3,718,566
Expenses				
Amortization of Tangible Capital Assets				
Operations and Maintenance	4,911,731		4,911,731	3,876,082
Transportation and Housing	664,079		664,079	709,346
Total Expense	5,575,810	-	5,575,810	4,585,428
Net Revenue (Expense)	(1,514,335)	-	(1,514,335)	(866,862)
Net Transfers (to) from other funds				
Tangible Capital Assets Purchased	700,000		700,000	2,072,854
Total Net Transfers	700,000	-	700,000	2,072,854
Other Adjustments to Fund Balances				
Total Other Adjustments to Fund Balances	-	-	-	
Budgeted Surplus (Deficit), for the year	(814,335)	-	(814,335)	1,205,992

