

Annual Budget

**School District No. 60 (Peace River North)**

June 30, 2021

# School District No. 60 (Peace River North)

June 30, 2021

## Table of Contents

|   |    |
|---|----|
| Bylaw .....   | 1  |
| Annual Budget - Revenue and Expense - Statement 2 .....                               | 2  |
| Annual Budget - Changes in Net Financial Assets (Debt) - Statement 4 .....            | 4  |
| Annual Budget - Operating Revenue and Expense - Schedule 2 .....                      | 5  |
| Schedule 2A - Annual Budget - Schedule of Operating Revenue by Source .....           | 6  |
| Schedule 2B - Annual Budget - Schedule of Operating Expense by Object .....           | 7  |
| Schedule 2C - Annual Budget - Operating Expense by Function, Program and Object ..... | 8  |
| Annual Budget - Special Purpose Revenue and Expense - Schedule 3 .....                | 10 |
| Schedule 3A - Annual Budget - Changes in Special Purpose Funds .....                  | 11 |
| Annual Budget - Capital Revenue and Expense - Schedule 4 .....                        | 13 |

\*NOTE - Statement 1, Statement 3, Statement 5, Schedule 1 and Schedules 4A - 4D are used for Financial Statement reporting only.

## ANNUAL BUDGET BYLAW

A Bylaw of THE BOARD OF EDUCATION OF SCHOOL DISTRICT NO. 60 (PEACE RIVER NORTH) (called the "Board") to adopt the Annual Budget of the Board for the fiscal year 2020/2021 pursuant to section 113 of the *School Act*, R.S.B.C., 1996, c. 412 as amended from time to time (called the "Act").

1. Board has complied with the provisions of the Act respecting the Annual Budget adopted by this bylaw.
2. This bylaw may be cited as School District No. 60 (Peace River North) Annual Budget Bylaw for fiscal year 2020/2021.
3. The attached Statement 2 showing the estimated revenue and expense for the 2020/2021 fiscal year and the total budget bylaw amount of \$83,084,742 for the 2020/2021 fiscal year was prepared in accordance with the *Act*.
4. Statement 2, 4 and Schedules 2 to 4 are adopted as the Annual Budget of the Board for the fiscal year 2020/2021.

READ A FIRST TIME THE 22nd DAY OF JUNE, 2020;

READ A SECOND TIME THE 22nd DAY OF JUNE, 2020;

READ A THIRD TIME, PASSED AND ADOPTED THE 22nd DAY OF JUNE, 2020;



Chairperson of the Board

(Corporate Seal)



Secretary Treasurer

I HEREBY CERTIFY this to be a true original of School District No. 60 (Peace River North) Annual Budget Bylaw 2020/2021, adopted by the Board the 22nd DAY OF JUNE, 2020.



Secretary Treasurer

# School District No. 60 (Peace River North)

Annual Budget - Revenue and Expense  
Year Ended June 30, 2021




|   | 2021<br>Annual Budget | 2020 Amended<br>Annual Budget |
|---|-----------------------|-------------------------------|
| <b>Ministry Operating Grant Funded FTE's</b>                  |                       |                               |
| School-Age  | 6,424.000             | 6,348.063                     |
| Adult   | 25.000                | 25.187                        |
| Other   | 14.125                | 13.000                        |
| <b>Total Ministry Operating Grant Funded FTE's</b>            | <b>6,463.125</b>      | <b>6,386.250</b>              |
| <b>Revenues</b>   | <b>\$</b>             | <b>\$</b>                     |
| Provincial Grants   |                       |                               |
| Ministry of Education   | 75,670,321            | 73,083,174                    |
| Other   | 97,708                | 213,346                       |
| Federal Grants  | 288,112               | 209,411                       |
| Tuition   | 324,000               | 738,578                       |
| Other Revenue   | 1,899,768             | 2,493,694                     |
| Rentals and Leases  | 58,057                | 67,793                        |
| Investment Income   | 120,000               | 225,000                       |
| Amortization of Deferred Capital Revenue                      | 3,133,992             | 3,277,231                     |
| <b>Total Revenue</b>  | <b>81,591,958</b>     | <b>80,308,227</b>             |
| <b>Expenses</b>   |                       |                               |
| Instruction   | 62,598,556            | 62,490,955                    |
| District Administration                                       | 2,629,336             | 2,595,715                     |
| Operations and Maintenance                                    | 13,036,628            | 12,313,544                    |
| Transportation and Housing                                    | 4,382,222             | 4,574,335                     |
| <b>Total Expense</b>  | <b>82,646,742</b>     | <b>81,974,549</b>             |
| <b>Net Revenue (Expense)</b>                                  | <b>(1,054,784)</b>    | <b>(1,666,322)</b>            |
| <b>Budgeted Allocation (Retirement) of Surplus (Deficit)</b>  | <b>164,703</b>        | <b>3,102,999</b>              |
| <b>Budgeted Surplus (Deficit), for the year</b>               | <b>(890,081)</b>      | <b>1,436,677</b>              |
| <b>Budgeted Surplus (Deficit), for the year comprised of:</b> |                       |                               |
| Operating Fund Surplus (Deficit)                              |                       |                               |
| Special Purpose Fund Surplus (Deficit)                        |                       |                               |
| Capital Fund Surplus (Deficit)                                | (890,081)             | 1,436,677                     |
| <b>Budgeted Surplus (Deficit), for the year</b>               | <b>(890,081)</b>      | <b>1,436,677</b>              |

# School District No. 60 (Peace River North)

Annual Budget - Revenue and Expense  
 Year Ended June 30, 2021

|   | 2021<br>Annual Budget | 2020 Amended<br>Annual Budget |
|---|-----------------------|-------------------------------|
| <b>Budget Bylaw Amount</b>                    |                       |                               |
| Operating - Total Expense                     | 70,231,413            | 68,656,841                    |
| Operating - Tangible Capital Assets Purchased | 438,000               | 2,511,585                     |
| Special Purpose Funds - Total Expense         | 7,953,256             | 8,965,569                     |
| Capital Fund - Total Expense                  | 4,462,073             | 4,352,139                     |
| <b>Total Budget Bylaw Amount</b>              | <b>83,084,742</b>     | <b>84,486,134</b>             |

**Approved by the Board**

|   |               |
|---|---------------|
|  | June 24, 2020 |
| Signature of the Chairperson of the Board of Education                            | Date Signed   |
|  | June 24, 2020 |
| Signature of the Superintendent   | Date Signed   |
|  | June 24, 2020 |
| Signature of the Secretary Treasurer  | Date Signed   |

# School District No. 60 (Peace River North)

Statement 4

Annual Budget - Changes in Net Financial Assets (Debt)

Year Ended June 30, 2021

|   | 2021<br>Annual Budget | 2020 Amended<br>Annual Budget |
|---|-----------------------|-------------------------------|
|   | \$                    | \$                            |
| <b>Surplus (Deficit) for the year</b>                     | <b>(1,054,784)</b>    | <b>(1,666,322)</b>            |
| <b>Effect of change in Tangible Capital Assets</b>        |                       |                               |
| Acquisition of Tangible Capital Assets                    |                       |                               |
| From Operating and Special Purpose Funds                  | (438,000)             | (2,511,585)                   |
| From Deferred Capital Revenue                             | (8,189,356)           | (16,469,369)                  |
| <b>Total Acquisition of Tangible Capital Assets</b>       | <b>(8,627,356)</b>    | <b>(18,980,954)</b>           |
| Amortization of Tangible Capital Assets                   | 4,462,073             | 4,352,139                     |
| <b>Total Effect of change in Tangible Capital Assets</b>  | <b>(4,165,283)</b>    | <b>(14,628,815)</b>           |
|   | -                     | -                             |
| <b>(Increase) Decrease in Net Financial Assets (Debt)</b> | <b>(5,220,067)</b>    | <b>(16,295,137)</b>           |

**School District No. 60 (Peace River North)**

Annual Budget - Operating Revenue and Expense

Year Ended June 30, 2021

|  | 2021<br>Annual Budget | 2020 Amended<br>Annual Budget |
|--|-----------------------|-------------------------------|
|  | \$                    | \$                            |
| <b>Revenues</b>                                  |                       |                               |
| Provincial Grants                                |                       |                               |
| Ministry of Education                            | 69,828,434            | 66,682,083                    |
| Other  | 57,708                | 96,179                        |
| Federal Grants                                   |                       | (4,206)                       |
| Tuition  | 324,000               | 738,578                       |
| Other Revenue                                    | 116,511               | 260,000                       |
| Rentals and Leases                               | 58,057                | 67,793                        |
| Investment Income                                | 120,000               | 225,000                       |
| <b>Total Revenue</b>                             | <b>70,504,710</b>     | <b>68,065,427</b>             |
| <b>Expenses</b>                                  |                       |                               |
| Instruction                                      | 55,147,760            | 53,932,754                    |
| District Administration                          | 2,629,336             | 2,595,715                     |
| Operations and Maintenance                       | 8,689,791             | 8,205,304                     |
| Transportation and Housing                       | 3,764,526             | 3,923,068                     |
| <b>Total Expense</b>                             | <b>70,231,413</b>     | <b>68,656,841</b>             |
| <b>Net Revenue (Expense)</b>                     | <b>273,297</b>        | <b>(591,414)</b>              |
| <b>Budgeted Prior Year Surplus Appropriation</b> | <b>164,703</b>        | <b>3,102,999</b>              |
| <b>Net Transfers (to) from other funds</b>       |                       |                               |
| Tangible Capital Assets Purchased                | (438,000)             | (2,511,585)                   |
| <b>Total Net Transfers</b>                       | <b>(438,000)</b>      | <b>(2,511,585)</b>            |
| <b>Budgeted Surplus (Deficit), for the year</b>  | <b>-</b>              | <b>-</b>                      |

**School District No. 60 (Peace River North)**

Schedule 2A

Annual Budget - Schedule of Operating Revenue by Source

Year Ended June 30, 2021

|  | 2021<br>Annual Budget | 2020 Amended<br>Annual Budget |
|--|-----------------------|-------------------------------|
|  | \$                    | \$                            |
| <b>Provincial Grants - Ministry of Education</b>       |                       |                               |
| Operating Grant, Ministry of Education                 | 67,548,920            | 65,053,108                    |
| Other Ministry of Education Grants                     |                       |                               |
| Pay Equity   | 241,350               | 241,350                       |
| Funding for Graduated Adults                           | 55,000                | 36,243                        |
| Transportation Supplement                              | 425,785               | 425,785                       |
| Carbon Tax Grant                                       |                       | 116,500                       |
| Employer Health Tax Grant                              |                       | 492,588                       |
| Support Staff Benefits Grant                           | 39,086                | 39,086                        |
| FSA Funding  | 8,187                 | 8,187                         |
| Support Staff Labour Settlement Grant                  |                       | 266,836                       |
| Early Learning Framework                               |                       | 2,400                         |
| Teachers' Labour Settlement                            | 1,510,106             |                               |
| <b>Total Provincial Grants - Ministry of Education</b> | <b>69,828,434</b>     | <b>66,682,083</b>             |
| <b>Provincial Grants - Other</b>                       | <b>57,708</b>         | <b>96,179</b>                 |
| <b>Federal Grants</b>                                  |                       | <b>(4,206)</b>                |
| <b>Tuition</b>   |                       |                               |
| International and Out of Province Students             | 324,000               | 738,578                       |
| <b>Total Tuition</b>                                   | <b>324,000</b>        | <b>738,578</b>                |
| <b>Other Revenues</b>                                  |                       |                               |
| Miscellaneous  |                       |                               |
| Miscellaneous Revenue                                  | 116,511               | 260,000                       |
| <b>Total Other Revenue</b>                             | <b>116,511</b>        | <b>260,000</b>                |
| <b>Rentals and Leases</b>                              | <b>58,057</b>         | <b>67,793</b>                 |
| <b>Investment Income</b>                               | <b>120,000</b>        | <b>225,000</b>                |
| <b>Total Operating Revenue</b>                         | <b>70,504,710</b>     | <b>68,065,427</b>             |



# School District No. 60 (Peace River North)

Schedule 2B

Annual Budget - Schedule of Operating Expense by Object  
Year Ended June 30, 2021

|                                     | 2021<br>Annual Budget | 2020 Amended<br>Annual Budget |
|-------------------------------------|-----------------------|-------------------------------|
|                                     | \$                    | \$                            |
| <b>Salaries</b>                     |                       |                               |
| Teachers                            | 26,846,986            | 25,863,309                    |
| Principals and Vice Principals      | 4,622,754             | 4,595,572                     |
| Educational Assistants              | 5,428,713             | 5,193,841                     |
| Support Staff                       | 8,123,120             | 7,418,429                     |
| Other Professionals                 | 1,852,209             | 1,959,360                     |
| Substitutes                         | 1,849,693             | 2,185,509                     |
| <b>Total Salaries</b>               | <b>48,723,475</b>     | <b>47,216,020</b>             |
| <b>Employee Benefits</b>            | <b>10,650,138</b>     | <b>10,423,085</b>             |
| <b>Total Salaries and Benefits</b>  | <b>59,373,613</b>     | <b>57,639,105</b>             |
| <b>Services and Supplies</b>        |                       |                               |
| Services                            | 1,100,825             | 1,067,366                     |
| Student Transportation              | 300,000               | 333,610                       |
| Professional Development and Travel | 956,509               | 983,250                       |
| Rentals and Leases                  | 78,350                | 139,190                       |
| Dues and Fees                       | 40,400                | 46,943                        |
| Insurance                           | 228,237               | 268,307                       |
| Supplies                            | 6,364,049             | 6,545,434                     |
| Utilities                           | 1,789,430             | 1,633,636                     |
| <b>Total Services and Supplies</b>  | <b>10,857,800</b>     | <b>11,017,736</b>             |
| <b>Total Operating Expense</b>      | <b>70,231,413</b>     | <b>68,656,841</b>             |

# School District No. 60 (Peace River North)

Annual Budget - Operating Expense by Function, Program and Object  
Year Ended June 30, 2021

|   | Teachers Salaries | Principals and Vice Principals Salaries | Educational Assistants Salaries | Support Staff Salaries | Other Professionals Salaries | Substitutes Salaries | Total Salaries    |
|---|-------------------|---|---------------------------------|------------------------|------------------------------|----------------------|-------------------|
|   | \$                | \$                                      | \$                              | \$                     | \$                           | \$                   | \$                |
| <b>1 Instruction</b>                            |                   |   |                                 |                        |                              |                      |                   |
| 1.02 Regular Instruction                        | 21,587,109        | 1,454,837                               |                                 | 1,672,643              | 244,815                      | 1,462,260            | 26,421,664        |
| 1.03 Career Programs                            | 193,268           | 40,204                                  | 32,808                          | 34,955                 |                              | 10,000               | 311,235           |
| 1.07 Library Services                           | 798,500           | -                                       |                                 | 71,304                 |                              |                      | 869,804           |
| 1.08 Counselling                                | 902,369           |   |                                 |                        |                              |                      | 902,369           |
| 1.10 Special Education                          | 2,446,390         | 355,020                                 | 4,706,938                       | 91,899                 |                              | 356,621              | 7,956,868         |
| 1.30 English Language Learning                  | 608,930           |   |                                 |                        |                              | 7,500                | 616,430           |
| 1.31 Indigenous Education                       | 310,420           | 134,920                                 | 688,967                         | 50,782                 |                              | 13,312               | 1,198,401         |
| 1.41 School Administration                      |                   | 2,584,168                               |                                 | 485,973                |                              |                      | 3,070,141         |
| 1.60 Summer School                              |                   |   |                                 |                        |                              |                      | -                 |
| 1.62 International and Out of Province Students |                   | 53,605                                  |                                 | 28,337                 |                              |                      | 81,942            |
| <b>Total Function 1</b>                         | <b>26,846,986</b> | <b>4,622,754</b>                        | <b>5,428,713</b>                | <b>2,435,893</b>       | <b>244,815</b>               | <b>1,849,693</b>     | <b>41,428,854</b> |
| <b>4 District Administration</b>                |                   |   |                                 |                        |                              |                      |                   |
| 4.11 Educational Administration                 |                   |   |                                 |                        | 616,259                      |                      | 616,259           |
| 4.40 School District Governance                 |                   |   |                                 |                        | 105,905                      |                      | 105,905           |
| 4.41 Business Administration                    |                   |   |                                 | 86,997                 | 627,164                      |                      | 714,161           |
| <b>Total Function 4</b>                         | <b>-</b>          | <b>-</b>                                | <b>-</b>                        | <b>86,997</b>          | <b>1,349,328</b>             | <b>-</b>             | <b>1,436,325</b>  |
| <b>5 Operations and Maintenance</b>             |                   |   |                                 |                        |                              |                      |                   |
| 5.41 Operations and Maintenance Administration  |                   |   |                                 | 109,141                | 177,688                      |                      | 286,829           |
| 5.50 Maintenance Operations                     |                   |   |                                 | 3,155,224              |                              |                      | 3,155,224         |
| 5.52 Maintenance of Grounds                     |                   |   |                                 | 499,969                |                              |                      | 499,969           |
| 5.56 Utilities                                  |                   |   |                                 |                        |                              |                      | -                 |
| <b>Total Function 5</b>                         | <b>-</b>          | <b>-</b>                                | <b>-</b>                        | <b>3,764,334</b>       | <b>177,688</b>               | <b>-</b>             | <b>3,942,022</b>  |
| <b>7 Transportation and Housing</b>             |                   |   |                                 |                        |                              |                      |                   |
| 7.41 Transportation and Housing Administration  |                   |   |                                 |                        | 80,378                       |                      | 80,378            |
| 7.70 Student Transportation                     |                   |   |                                 | 1,835,896              |                              |                      | 1,835,896         |
| <b>Total Function 7</b>                         | <b>-</b>          | <b>-</b>                                | <b>-</b>                        | <b>1,835,896</b>       | <b>80,378</b>                | <b>-</b>             | <b>1,916,274</b>  |
| <b>9 Debt Services</b>                          |                   |   |                                 |                        |                              |                      |                   |
| <b>Total Function 9</b>                         | <b>-</b>          | <b>-</b>                                | <b>-</b>                        | <b>-</b>               | <b>-</b>                     | <b>-</b>             | <b>-</b>          |
| <b>Total Functions 1 - 9</b>                    | <b>26,846,986</b> | <b>4,622,754</b>                        | <b>5,428,713</b>                | <b>8,123,120</b>       | <b>1,852,209</b>             | <b>1,849,693</b>     | <b>48,723,475</b> |

# School District No. 60 (Peace River North)

Annual Budget - Operating Expense by Function, Program and Object  
Year Ended June 30, 2021

|   | Total Salaries    | Employee Benefits | Total Salaries and Benefits | Services and Supplies | 2021 Annual Budget | 2020 Amended Annual Budget |
|---|-------------------|-------------------|-----------------------------|-----------------------|--------------------|----------------------------|
|   | \$                | \$                | \$                          | \$                    | \$                 | \$                         |
| <b>1 Instruction</b>                            |                   |                   |                             |                       |                    |                            |
| 1.02 Regular Instruction                        | 26,421,664        | 5,876,635         | 32,298,299                  | 3,614,472             | 35,912,771         | 34,742,913                 |
| 1.03 Career Programs                            | 311,235           | 67,893            | 379,128                     | 36,000                | 415,128            | 408,664                    |
| 1.07 Library Services                           | 869,804           | 193,548           | 1,063,352                   | 117,100               | 1,180,452          | 1,091,913                  |
| 1.08 Counselling                                | 902,369           | 207,545           | 1,109,914                   | 6,000                 | 1,115,914          | 937,375                    |
| 1.10 Special Education                          | 7,956,868         | 1,618,249         | 9,575,117                   | 402,000               | 9,977,117          | 10,084,325                 |
| 1.30 English Language Learning                  | 616,430           | 133,964           | 750,394                     | 19,200                | 769,594            | 782,859                    |
| 1.31 Indigenous Education                       | 1,198,401         | 264,322           | 1,462,723                   | 412,277               | 1,875,000          | 1,787,227                  |
| 1.41 School Administration                      | 3,070,141         | 670,972           | 3,741,113                   | 7,500                 | 3,748,613          | 3,694,787                  |
| 1.60 Summer School                              | -                 | -                 | -                           | -                     | -                  | 25,155                     |
| 1.62 International and Out of Province Students | 81,942            | 16,379            | 98,321                      | 54,850                | 153,171            | 377,536                    |
| <b>Total Function 1</b>                         | <b>41,428,854</b> | <b>9,049,507</b>  | <b>50,478,361</b>           | <b>4,669,399</b>      | <b>55,147,760</b>  | <b>53,932,754</b>          |
| <b>4 District Administration</b>                |                   |                   |                             |                       |                    |                            |
| 4.11 Educational Administration                 | 616,259           | 123,252           | 739,511                     | 146,560               | 886,071            | 885,686                    |
| 4.40 School District Governance                 | 105,905           | 7,413             | 113,318                     | 178,900               | 292,218            | 243,083                    |
| 4.41 Business Administration                    | 714,161           | 146,311           | 860,472                     | 590,575               | 1,451,047          | 1,466,946                  |
| <b>Total Function 4</b>                         | <b>1,436,325</b>  | <b>276,976</b>    | <b>1,713,301</b>            | <b>916,035</b>        | <b>2,629,336</b>   | <b>2,595,715</b>           |
| <b>5 Operations and Maintenance</b>             |                   |                   |                             |                       |                    |                            |
| 5.41 Operations and Maintenance Administration  | 286,829           | 65,285            | 352,114                     | 268,600               | 620,714            | 571,976                    |
| 5.50 Maintenance Operations                     | 3,155,224         | 714,386           | 3,869,610                   | 1,455,500             | 5,325,110          | 5,105,376                  |
| 5.52 Maintenance of Grounds                     | 499,969           | 109,568           | 609,537                     | 345,000               | 954,537            | 1,014,859                  |
| 5.56 Utilities                                  | -                 | -                 | -                           | 1,789,430             | 1,789,430          | 1,513,093                  |
| <b>Total Function 5</b>                         | <b>3,942,022</b>  | <b>889,239</b>    | <b>4,831,261</b>            | <b>3,858,530</b>      | <b>8,689,791</b>   | <b>8,205,304</b>           |
| <b>7 Transportation and Housing</b>             |                   |                   |                             |                       |                    |                            |
| 7.41 Transportation and Housing Administration  | 80,378            | 16,076            | 96,454                      | 13,199                | 109,653            | 113,426                    |
| 7.70 Student Transportation                     | 1,835,896         | 418,340           | 2,254,236                   | 1,400,637             | 3,654,873          | 3,809,642                  |
| <b>Total Function 7</b>                         | <b>1,916,274</b>  | <b>434,416</b>    | <b>2,350,690</b>            | <b>1,413,836</b>      | <b>3,764,526</b>   | <b>3,923,068</b>           |
| <b>9 Debt Services</b>                          |                   |                   |                             |                       |                    |                            |
| <b>Total Function 9</b>                         | <b>-</b>          | <b>-</b>          | <b>-</b>                    | <b>-</b>              | <b>-</b>           | <b>-</b>                   |
| <b>Total Functions 1 - 9</b>                    | <b>48,723,475</b> | <b>10,650,138</b> | <b>59,373,613</b>           | <b>10,857,800</b>     | <b>70,231,413</b>  | <b>68,656,841</b>          |

# School District No. 60 (Peace River North)

Annual Budget - Special Purpose Revenue and Expense  
Year Ended June 30, 2021

|   | <b>2021<br/>Annual Budget</b> | <b>2020 Amended<br/>Annual Budget</b> |
|---|-------------------------------|---------------------------------------|
|   | \$                            | \$                                    |
| <b>Revenues</b>                                 |                               |                                       |
| Provincial Grants                               |                               |                                       |
| Ministry of Education                           | 5,841,887                     | 6,401,091                             |
| Other   | 40,000                        | 117,167                               |
| Federal Grants                                  | 288,112                       | 213,617                               |
| Other Revenue                                   | 1,783,257                     | 2,233,694                             |
| <b>Total Revenue</b>                            | <b>7,953,256</b>              | <b>8,965,569</b>                      |
| <b>Expenses</b>                                 |                               |                                       |
| Instruction                                     | 7,450,796                     | 8,558,201                             |
| Operations and Maintenance                      | 475,761                       | 337,193                               |
| Transportation and Housing                      | 26,699                        | 70,175                                |
| <b>Total Expense</b>                            | <b>7,953,256</b>              | <b>8,965,569</b>                      |
| <b>Budgeted Surplus (Deficit), for the year</b> | <b>-</b>                      | <b>-</b>                              |

# School District No. 60 (Peace River North)

Annual Budget - Changes in Special Purpose Funds  
Year Ended June 30, 2021

|  | Annual Facility Grant | Learning Improvement Fund | Scholarships and Bursaries | School Generated Funds | Strong Start | Ready, Set, Learn | OLEP    | CommunityLINK | Classroom Enhancement Fund - Overhead |
|--|-----------------------|---------------------------|----------------------------|------------------------|--------------|-------------------|---------|---------------|---------------------------------------|
|  | \$                    | \$                        | \$                         | \$                     | \$           | \$                | \$      | \$            | \$                                    |
| <b>Deferred Revenue, beginning of year</b> | 176,797               |                           | 142,673                    | 1,500,011              | 56,111       |                   | 31,666  | 196,866       |                                       |
| <b>Add: Restricted Grants</b>              |                       |                           |                            |                        |              |                   |         |               |                                       |
| Provincial Grants - Ministry of Education  | 298,964               | 255,887                   | -                          | 1,619,975              | 148,000      | 46,550            | 114,227 | 573,794       | 365,296                               |
| Provincial Grants - Other                  |                       |                           |                            |                        |              |                   |         |               |                                       |
| Federal Grants                             |                       |                           |                            |                        |              |                   |         |               |                                       |
| Other                                      |                       |                           |                            |                        |              |                   |         |               |                                       |
|  | 298,964               | 255,887                   | -                          | 1,619,975              | 148,000      | 46,550            | 114,227 | 573,794       | 365,296                               |
| <b>Less: Allocated to Revenue</b>          |                       |                           |                            |                        |              |                   |         |               |                                       |
| <b>Deferred Revenue, end of year</b>       | 475,761               | 255,887                   | 142,673                    | 1,500,011              | 204,111      | 46,550            | 145,893 | 770,660       | 365,296                               |
| <b>Revenues</b>                            |                       |                           |                            |                        |              |                   |         |               |                                       |
| Provincial Grants - Ministry of Education  | 475,761               | 255,887                   | -                          | 1,619,975              | 204,111      | 46,550            | 145,893 | 770,660       | 365,296                               |
| Provincial Grants - Other                  |                       |                           |                            |                        |              |                   |         |               |                                       |
| Federal Grants                             |                       |                           |                            |                        |              |                   |         |               |                                       |
| Other Revenue                              |                       |                           |                            |                        |              |                   |         |               |                                       |
|  | 475,761               | 255,887                   | -                          | 1,619,975              | 204,111      | 46,550            | 145,893 | 770,660       | 365,296                               |
| <b>Expenses</b>                            |                       |                           |                            |                        |              |                   |         |               |                                       |
| Salaries                                   |                       |                           |                            |                        |              |                   |         |               |                                       |
| Teachers                                   |                       |                           |                            |                        |              | 3,600             |         |               |                                       |
| Principals and Vice Principals             |                       |                           |                            |                        | 18,000       |                   | 34,224  | 40,511        | 128,976                               |
| Educational Assistants                     |                       | 207,667                   |                            | 95,454                 |              |                   | 16,163  | 315,032       |                                       |
| Support Staff                              | 197,802               |                           |                            |                        |              |                   |         | 56,391        | 42,124                                |
| Other Professionals                        |                       |                           |                            |                        |              |                   |         |               | 110,784                               |
| Substitutes                                |                       |                           |                            |                        |              |                   | 16,000  | 4,000         | 3,000                                 |
|  | 197,802               | 207,667                   | -                          | 154,959                | 21,600       |                   | 66,387  | 415,934       | 284,884                               |
| Employee Benefits                          | 43,516                |                           |                            |                        |              | 4,824             | 11,409  | 98,054        | 62,857                                |
| Services and Supplies                      | 234,443               | 48,220                    |                            | 1,619,975              | 12,489       | 20,126            | 68,097  | 256,672       | 17,555                                |
|  | 475,761               | 255,887                   | -                          | 1,619,975              | 204,111      | 46,550            | 145,893 | 770,660       | 365,296                               |
| <b>Net Revenue (Expense)</b>               | -                     | -                         | -                          | -                      | -            | -                 | -       | -             | -                                     |

# School District No. 60 (Peace River North)

Annual Budget - Changes in Special Purpose Funds

Year Ended June 30, 2021

|  | Classroom<br>Enhancement<br>Fund - Staffing | First Nation<br>Student<br>Transportation | SWIS          | EFAP          | Miscellaneous | TOTAL            |
|--|---|---|---------------|---------------|---------------|------------------|
|  | \$  | \$  | \$            | \$            | \$            | \$               |
| <b>Deferred Revenue, beginning of year</b> |   | 26,699                                    | 42,321        | 18,106        | 51,001        | 2,242,251        |
| <b>Add:</b> Restricted Grants              |   |   |               |               |               |                  |
| Provincial Grants - Ministry of Education  | 3,551,030                                   |   |               |               |               | 5,353,748        |
| Provincial Grants - Other                  |   |   | 282,039       |               | 40,000        | 40,000           |
| Federal Grants                             |   |   |               | 40,413        | 75,000        | 1,735,588        |
| Other                                      |   |   | 282,039       | 40,413        | 115,000       | 7,411,175        |
| <b>Less: Allocated to Revenue</b>          |   | 26,699                                    | 288,112       | 40,413        | 162,869       | 7,953,256        |
| <b>Deferred Revenue, end of year</b>       |   |   | <b>36,248</b> | <b>18,106</b> | <b>3,132</b>  | <b>1,700,170</b> |
| <b>Revenues</b>                            |   |   |               |               |               |                  |
| Provincial Grants - Ministry of Education  | 3,551,030                                   | 26,699                                    |               |               |               | 5,841,887        |
| Provincial Grants - Other                  |   |   |               | 40,000        |               | 40,000           |
| Federal Grants                             |   |   | 288,112       |               |               | 288,112          |
| Other Revenue                              |   |   |               | 40,413        | 122,869       | 1,783,257        |
| <b>Expenses</b>                            |   |   |               |               |               |                  |
| Salaries                                   |   |   |               |               |               |                  |
| Teachers                                   | 2,863,736                                   |   |               |               | 19,908        | 2,887,244        |
| Principals and Vice Principals             |   |   | 39,613        |               | 12,865        | 333,694          |
| Educational Assistants                     |   |   | 134,401       |               | 61,339        | 830,056          |
| Support Staff                              |   |   |               |               |               | 98,515           |
| Other Professionals                        |   |   |               |               |               | 308,586          |
| Substitutes                                |   |   |               |               | 5,000         | 28,000           |
| Employee Benefits                          |   |   | 174,014       |               | 99,112        | 4,486,095        |
| Services and Supplies                      | 687,294                                     | 26,699                                    | 40,581        | 40,413        | 39,157        | 1,072,575        |
|  | 3,551,030                                   | 26,699                                    | 288,112       | 40,413        | 162,869       | 2,394,586        |
| <b>Net Revenue (Expense)</b>               |   |   |               |               |               |                  |
|  |   |   |               |               |               |                  |
|  |   |   |               |               |               |                  |

**School District No. 60 (Peace River North)**

Annual Budget - Capital Revenue and Expense  
Year Ended June 30, 2021

|   | 2021 Annual Budget                     |                  |                    | 2020 Amended<br>Annual Budget |
|---|--|------------------|--------------------|-------------------------------|
|   | Invested in Tangible<br>Capital Assets | Local<br>Capital | Fund<br>Balance    |                               |
|   | \$                                     | \$               | \$                 | \$                            |
| <b>Revenues</b>                                 |  |                  |                    |                               |
| Amortization of Deferred Capital Revenue        | 3,133,992                              |                  | 3,133,992          | 3,277,231                     |
| <b>Total Revenue</b>                            | <b>3,133,992</b>                       | -                | <b>3,133,992</b>   | 3,277,231                     |
| <b>Expenses</b>                                 |  |                  |                    |                               |
| Amortization of Tangible Capital Assets         |  |                  |                    |                               |
| Operations and Maintenance                      | 3,871,076                              |                  | 3,871,076          | 3,771,047                     |
| Transportation and Housing                      | 590,997                                |                  | 590,997            | 581,092                       |
| <b>Total Expense</b>                            | <b>4,462,073</b>                       | -                | <b>4,462,073</b>   | 4,352,139                     |
| <b>Net Revenue (Expense)</b>                    | <b>(1,328,081)</b>                     | -                | <b>(1,328,081)</b> | (1,074,908)                   |
| <b>Net Transfers (to) from other funds</b>      |  |                  |                    |                               |
| Tangible Capital Assets Purchased               | 438,000                                |                  | 438,000            | 2,511,585                     |
| <b>Total Net Transfers</b>                      | <b>438,000</b>                         | -                | <b>438,000</b>     | 2,511,585                     |
| <b>Other Adjustments to Fund Balances</b>       |  |                  |                    |                               |
| <b>Total Other Adjustments to Fund Balances</b> | -                                      | -                | -                  |                               |
| <b>Budgeted Surplus (Deficit), for the year</b> | <b>(890,081)</b>                       | -                | <b>(890,081)</b>   | 1,436,677                     |

