

Amended Annual Budget

## **School District No. 60 (Peace River North)**

June 30, 2021

# School District No. 60 (Peace River North)

June 30, 2021

## Table of Contents

Bylaw .....	1
Amended Annual Budget - Revenue and Expense - Statement 2 .....	2
Amended Annual Budget - Changes in Net Financial Assets (Debt) - Statement 4 .....	4
Amended Annual Budget - Schedule of Changes in Accumulated Surplus (Deficit) by Fund - Schedule 1 .....	5
Amended Annual Budget - Operating Revenue and Expense - Schedule 2 .....	6
Schedule 2A - Amended Annual Budget - Schedule of Operating Revenue by Source .....	7
Schedule 2B - Amended Annual Budget - Schedule of Operating Expense by Object .....	8
Schedule 2C - Amended Annual Budget - Operating Expense by Function, Program and Object .....	9
Amended Annual Budget - Special Purpose Revenue and Expense - Schedule 3 .....	11
Schedule 3A - Amended Annual Budget - Changes in Special Purpose Funds .....	12
Amended Annual Budget - Capital Revenue and Expense - Schedule 4 .....	15

\*NOTE - Statement 1, Statement 3, Statement 5 and Schedules 4A - 4D are used for Financial Statement reporting only.

## AMENDED ANNUAL BUDGET BYLAW

A Bylaw of THE BOARD OF EDUCATION OF SCHOOL DISTRICT NO. 60 (PEACE RIVER NORTH) (called the "Board") to adopt the Amended Annual Budget of the Board for the fiscal year 2020/2021 pursuant to section 113 of the *School Act*, R.S.B.C., 1996, c. 412 as amended from time to time (called the "Act").

1. Board has complied with the provisions of the Act respecting the Amended Annual Budget adopted by this bylaw.
2. This bylaw may be cited as School District No. 60 (Peace River North) Amended Annual Budget Bylaw for fiscal year 2020/2021.
3. The attached Statement 2 showing the estimated revenue and expense for the 2020/2021 fiscal year and the total budget bylaw amount of \$86,962,647 for the 2020/2021 fiscal year was prepared in accordance with the *Act*.
4. Statement 2, 4 and Schedules 1 to 4 are adopted as the Amended Annual Budget of the Board for the fiscal year 2020/2021.

READ A FIRST TIME THE 22nd DAY OF FEBRUARY, 2021;

READ A SECOND TIME THE 22nd DAY OF FEBRUARY, 2021;

READ A THIRD TIME, PASSED AND ADOPTED THE 22nd DAY OF FEBRUARY, 2021;

( Corporate Seal )

  
\_\_\_\_\_  
Chairperson of the Board

  
\_\_\_\_\_  
Secretary Treasurer

I HEREBY CERTIFY this to be a true original of School District No. 60 (Peace River North) Amended Annual Budget Bylaw 2020/2021, adopted by the Board the 22nd DAY OF FEBRUARY, 2021.

  
\_\_\_\_\_  
Secretary Treasurer

# School District No. 60 (Peace River North)

Amended Annual Budget - Revenue and Expense  
Year Ended June 30, 2021




	2021 Amended Annual Budget	2021 Annual Budget
<b>Ministry Operating Grant Funded FTE's</b>		
School-Age	6,249.625	6,424.000
Adult	16.500	25.000
Other	1.250	14.125
<b>Total Ministry Operating Grant Funded FTE's</b>	<b>6,267.375</b>	<b>6,463.125</b>
<b>Revenues</b>	<b>\$</b>	<b>\$</b>
Provincial Grants		
Ministry of Education	77,055,526	75,670,321
Other	84,400	97,708
Federal Grants	242,752	288,112
Tuition	246,165	324,000
Other Revenue	2,971,093	1,899,768
Rentals and Leases	85,794	58,057
Investment Income	120,000	120,000
Amortization of Deferred Capital Revenue	3,418,006	3,133,992
<b>Total Revenue</b>	<b>84,223,736</b>	<b>81,591,958</b>
<b>Expenses</b>		
Instruction	63,660,220	62,598,556
District Administration	2,632,723	2,629,336
Operations and Maintenance	14,101,318	13,036,628
Transportation and Housing	4,495,532	4,382,222
<b>Total Expense</b>	<b>84,889,793</b>	<b>82,646,742</b>
<b>Net Revenue (Expense)</b>	<b>(666,057)</b>	<b>(1,054,784)</b>
<b>Budgeted Allocation (Retirement) of Surplus (Deficit)</b>	<b>2,265,649</b>	<b>164,703</b>
<b>Budgeted Surplus (Deficit), for the year</b>	<b>1,599,592</b>	<b>(890,081)</b>
<b>Budgeted Surplus (Deficit), for the year comprised of:</b>		
Operating Fund Surplus (Deficit)	393,600	
Special Purpose Fund Surplus (Deficit)		
Capital Fund Surplus (Deficit)	1,205,992	(890,081)
<b>Budgeted Surplus (Deficit), for the year</b>	<b>1,599,592</b>	<b>(890,081)</b>

# School District No. 60 (Peace River North)

Amended Annual Budget - Revenue and Expense  
 Year Ended June 30, 2021

	2021 Amended Annual Budget	2021 Annual Budget
<b>Budget Bylaw Amount</b>		
Operating - Total Expense	68,837,427	70,231,413
Operating - Tangible Capital Assets Purchased	2,072,854	438,000
Special Purpose Funds - Total Expense	11,466,938	7,953,256
Capital Fund - Total Expense	4,585,428	4,462,073
<b>Total Budget Bylaw Amount</b>	<u>86,962,647</u>	<u>83,084,742</u>

**Approved by the Board**

	Feb 24/21
Signature of the Chairperson of the Board of Education	Date Signed
	Feb 24/21
Signature of the Superintendent	Date Signed
	Feb 23, 2021
Signature of the Secretary Treasurer	Date Signed

# School District No. 60 (Peace River North)

Statement 4

Amended Annual Budget - Changes in Net Financial Assets (Debt)

Year Ended June 30, 2021

	2021 Amended Annual Budget	2021 Annual Budget
	\$	\$
<b>Surplus (Deficit) for the year</b>	<u>(666,057)</u>	<u>(1,054,784)</u>
<b>Effect of change in Tangible Capital Assets</b>		
Acquisition of Tangible Capital Assets		
From Operating and Special Purpose Funds	(2,072,854)	(438,000)
From Deferred Capital Revenue	(5,132,961)	(8,189,356)
<b>Total Acquisition of Tangible Capital Assets</b>	<u>(7,205,815)</u>	<u>(8,627,356)</u>
Amortization of Tangible Capital Assets	4,585,428	4,462,073
<b>Total Effect of change in Tangible Capital Assets</b>	<u>(2,620,387)</u>	<u>(4,165,283)</u>
	<u>-</u>	<u>-</u>
<b>(Increase) Decrease in Net Financial Assets (Debt)</b>	<u>(3,286,444)</u>	<u>(5,220,067)</u>

**School District No. 60 (Peace River North)**

Amended Annual Budget - Schedule of Changes in Accumulated Surplus (Deficit) by Fund  
Year Ended June 30, 2021

	Operating Fund	Special Purpose Fund	Capital Fund	2021 Amended Annual Budget
	\$	\$	\$	\$
<b>Accumulated Surplus (Deficit), beginning of year</b>	3,859,483	-	26,352,714	30,212,197
<b>Changes for the year</b>				
Net Revenue (Expense) for the year	200,805		(866,862)	(666,057)
Interfund Transfers				
Tangible Capital Assets Purchased	(2,072,854)		2,072,854	-
<b>Net Changes for the year</b>	(1,872,049)	-	1,205,992	(666,057)
<b>Budgeted Accumulated Surplus (Deficit), end of year</b>	<b>1,987,434</b>	<b>-</b>	<b>27,558,706</b>	<b>29,546,140</b>

# School District No. 60 (Peace River North)

Amended Annual Budget - Operating Revenue and Expense  
Year Ended June 30, 2021

	2021 Amended Annual Budget	2021 Annual Budget
	\$	\$
<b>Revenues</b>		
Provincial Grants		
Ministry of Education	67,252,176	69,828,434
Other	84,400	57,708
Tuition	246,165	324,000
Other Revenue	1,249,697	116,511
Rentals and Leases	85,794	58,057
Investment Income	120,000	120,000
<b>Total Revenue</b>	<u>69,038,232</u>	<u>70,504,710</u>
<b>Expenses</b>		
Instruction	52,692,354	55,147,760
District Administration	2,632,723	2,629,336
Operations and Maintenance	9,759,696	8,689,791
Transportation and Housing	3,752,654	3,764,526
<b>Total Expense</b>	<u>68,837,427</u>	<u>70,231,413</u>
<b>Net Revenue (Expense)</b>	<u>200,805</u>	<u>273,297</u>
<b>Budgeted Prior Year Surplus Appropriation</b>	<u>2,265,649</u>	<u>164,703</u>
<b>Net Transfers (to) from other funds</b>		
Tangible Capital Assets Purchased	(2,072,854)	(438,000)
<b>Total Net Transfers</b>	<u>(2,072,854)</u>	<u>(438,000)</u>
<b>Budgeted Surplus (Deficit), for the year</b>	<u>393,600</u>	<u>-</u>



# School District No. 60 (Peace River North)

Amended Annual Budget - Schedule of Operating Revenue by Source  
Year Ended June 30, 2021

	2021 Amended Annual Budget	2021 Annual Budget
	\$	\$
<b>Provincial Grants - Ministry of Education</b>		
Operating Grant, Ministry of Education	65,762,730	67,548,920
ISC/LEA Recovery	(927,352)	
Other Ministry of Education Grants		
Pay Equity	241,350	241,350
Funding for Graduated Adults	32,857	55,000
Transportation Supplement	425,785	425,785
Support Staff Benefits Grant	67,113	39,086
Teachers' Labour Settlement Funding	1,510,106	1,510,106
Early Career Mentorship Funding	125,000	
FSA Funding	8,187	8,187
Early Learning Framework	2,400	
Equity Scan Implementation	4,000	
<b>Total Provincial Grants - Ministry of Education</b>	<u>67,252,176</u>	<u>69,828,434</u>
<b>Provincial Grants - Other</b>	<u>84,400</u>	<u>57,708</u>
<b>Tuition</b>		
International and Out of Province Students	246,165	324,000
<b>Total Tuition</b>	<u>246,165</u>	<u>324,000</u>
<b>Other Revenues</b>		
Funding from First Nations	927,352	
Miscellaneous		
Miscellaneous	322,345	116,511
<b>Total Other Revenue</b>	<u>1,249,697</u>	<u>116,511</u>
<b>Rentals and Leases</b>	<u>85,794</u>	<u>58,057</u>
<b>Investment Income</b>	<u>120,000</u>	<u>120,000</u>
<b>Total Operating Revenue</b>	<u><u>69,038,232</u></u>	<u><u>70,504,710</u></u>

# School District No. 60 (Peace River North)

Amended Annual Budget - Schedule of Operating Expense by Object  
Year Ended June 30, 2021

	2021 Amended Annual Budget	2021 Annual Budget
	\$	\$
<b>Salaries</b>		
Teachers	25,262,158	26,846,986
Principals and Vice Principals	5,397,595	4,622,754
Educational Assistants	4,982,913	5,428,713
Support Staff	7,737,480	8,123,120
Other Professionals	1,705,859	1,852,209
Substitutes	1,616,261	1,849,693
<b>Total Salaries</b>	<b>46,702,266</b>	<b>48,723,475</b>
<b>Employee Benefits</b>	<b>9,938,258</b>	<b>10,650,138</b>
<b>Total Salaries and Benefits</b>	<b>56,640,524</b>	<b>59,373,613</b>
<b>Services and Supplies</b>		
Services	1,530,220	1,100,825
Student Transportation	309,651	300,000
Professional Development and Travel	642,594	956,509
Rentals and Leases	51,549	78,350
Dues and Fees	49,911	40,400
Insurance	265,602	228,237
Interest	13,031	-
Supplies	7,765,447	6,364,049
Utilities	1,568,898	1,789,430
<b>Total Services and Supplies</b>	<b>12,196,903</b>	<b>10,857,800</b>
<b>Total Operating Expense</b>	<b>68,837,427</b>	<b>70,231,413</b>

# School District No. 60 (Peace River North)

Amended Annual Budget - Operating Expense by Function, Program and Object

Year Ended June 30, 2021

	Teachers Salaries	Principals and Vice Principals Salaries	Educational Assistants Salaries	Support Staff Salaries	Other Professionals Salaries
	\$	\$	\$	\$	\$
<b>1 Instruction</b>					
1.02 Regular Instruction	19,460,960	1,800,095	9,309	1,513,130	273,777
1.03 Career Programs	190,839	58,731	7,019	49,432	
1.07 Library Services	743,021	19,572		63,851	
1.08 Counselling	714,040				
1.10 Special Education	3,139,003	419,488	4,367,781	38,889	
1.30 English Language Learning	595,546	17,206			
1.31 Indigenous Education	418,749	159,474	598,804	37,609	54,493
1.41 School Administration		2,594,545		548,696	
1.62 International and Out of Province Students		55,366		19,520	17,658
<b>Total Function 1</b>	<b>25,262,158</b>	<b>5,124,477</b>	<b>4,982,913</b>	<b>2,271,127</b>	<b>345,928</b>
<b>4 District Administration</b>					
4.11 Educational Administration		273,118			313,534
4.40 School District Governance					100,533
4.41 Business Administration				85,768	675,484
<b>Total Function 4</b>	<b>-</b>	<b>273,118</b>	<b>-</b>	<b>85,768</b>	<b>1,089,551</b>
<b>5 Operations and Maintenance</b>					
5.41 Operations and Maintenance Administration				78,554	187,558
5.50 Maintenance Operations				3,171,728	
5.52 Maintenance of Grounds				487,221	
5.56 Utilities					
<b>Total Function 5</b>	<b>-</b>	<b>-</b>	<b>-</b>	<b>3,737,503</b>	<b>187,558</b>
<b>7 Transportation and Housing</b>					
7.41 Transportation and Housing Administration					82,822
7.70 Student Transportation				1,643,082	
<b>Total Function 7</b>	<b>-</b>	<b>-</b>	<b>-</b>	<b>1,643,082</b>	<b>82,822</b>
<b>9 Debt Services</b>					
<b>Total Function 9</b>	<b>-</b>	<b>-</b>	<b>-</b>	<b>-</b>	<b>-</b>
<b>Total Functions 1 - 9</b>	<b>25,262,158</b>	<b>5,397,595</b>	<b>4,982,913</b>	<b>7,737,480</b>	<b>1,705,859</b>

# School District No. 60 (Peace River North)

Amended Annual Budget - Operating Expense by Function, Program and Object

Year Ended June 30, 2021

	Total Salaries	Employee Benefits	Total Salaries and Benefits	Services and Supplies	2021 Amended Annual Budget
	\$	\$	\$	\$	\$
<b>1 Instruction</b>					
1.02 Regular Instruction	24,094,267	5,147,005	29,241,272	4,001,131	33,242,403
1.03 Career Programs	311,021	68,103	379,124	28,260	407,384
1.07 Library Services	826,444	186,965	1,013,409	123,503	1,136,912
1.08 Counselling	714,040	150,179	864,219	2,500	866,719
1.10 Special Education	8,258,679	1,723,506	9,982,185	496,416	10,478,601
1.30 English Language Learning	618,250	132,145	750,395	19,200	769,595
1.31 Indigenous Education	1,276,129	307,587	1,583,716	194,459	1,778,175
1.41 School Administration	3,143,241	650,731	3,793,972	6,500	3,800,472
1.62 International and Out of Province Students	92,544	19,461	112,005	100,088	212,093
<b>Total Function 1</b>	<b>39,334,615</b>	<b>8,385,682</b>	<b>47,720,297</b>	<b>4,972,057</b>	<b>52,692,354</b>
<b>4 District Administration</b>					
4.11 Educational Administration	586,652	116,187	702,839	128,352	831,191
4.40 School District Governance	100,533	8,543	109,076	78,623	187,699
4.41 Business Administration	761,252	157,750	919,002	694,831	1,613,833
<b>Total Function 4</b>	<b>1,448,437</b>	<b>282,480</b>	<b>1,730,917</b>	<b>901,806</b>	<b>2,632,723</b>
<b>5 Operations and Maintenance</b>					
5.41 Operations and Maintenance Administration	266,112	55,718	321,830	264,867	586,697
5.50 Maintenance Operations	3,244,728	684,783	3,929,511	2,551,221	6,480,732
5.52 Maintenance of Grounds	572,307	112,749	685,056	244,909	929,965
5.56 Utilities	-	-	-	1,762,302	1,762,302
<b>Total Function 5</b>	<b>4,083,147</b>	<b>853,250</b>	<b>4,936,397</b>	<b>4,823,299</b>	<b>9,759,696</b>
<b>7 Transportation and Housing</b>					
7.41 Transportation and Housing Administration	82,822	17,637	100,459	15,300	115,759
7.70 Student Transportation	1,753,245	399,209	2,152,454	1,484,441	3,636,895
<b>Total Function 7</b>	<b>1,836,067</b>	<b>416,846</b>	<b>2,252,913</b>	<b>1,499,741</b>	<b>3,752,654</b>
<b>9 Debt Services</b>					
<b>Total Function 9</b>	-	-	-	-	-
<b>Total Functions 1 - 9</b>	<b>46,702,266</b>	<b>9,938,258</b>	<b>56,640,524</b>	<b>12,196,903</b>	<b>68,837,427</b>

**School District No. 60 (Peace River North)**

Amended Annual Budget - Special Purpose Revenue and Expense  
Year Ended June 30, 2021

	<u>2021 Amended Annual Budget</u>	<u>2021 Annual Budget</u>
	\$	\$
<b>Revenues</b>		
Provincial Grants		
Ministry of Education	9,803,350	5,841,887
Other		40,000
Federal Grants	242,752	288,112
Other Revenue	1,420,836	1,783,257
<b>Total Revenue</b>	<u>11,466,938</u>	<u>7,953,256</u>
<b>Expenses</b>		
Instruction	10,967,866	7,450,796
Operations and Maintenance	465,540	475,761
Transportation and Housing	33,532	26,699
<b>Total Expense</b>	<u>11,466,938</u>	<u>7,953,256</u>
<b>Budgeted Surplus (Deficit), for the year</b>	<u>-</u>	<u>-</u>

# School District No. 60 (Peace River North)

Amended Annual Budget - Changes in Special Purpose Funds

Year Ended June 30, 2021

	Annual Facility Grant	Learning Improvement Fund	Scholarships and Bursaries	School Generated Funds	Strong Start	Ready, Set, Learn
	\$	\$	\$	\$	\$	
<b>Deferred Revenue, beginning of year</b>	166,576	21,386	142,673	1,612,984	39,785	412
<b>Add: Restricted Grants</b>						
Provincial Grants - Ministry of Education	298,964	255,887			148,000	46,550
Federal Grants				1,143,150		
Other						
	298,964	255,887	-	1,143,150	148,000	46,550
<b>Less: Allocated to Revenue</b>	465,540	277,273	-	860,307	187,785	46,962
<b>Deferred Revenue, end of year</b>	-	-	142,673	1,895,827	-	-
<b>Revenues</b>						
Provincial Grants - Ministry of Education	465,540	277,273			187,785	46,962
Federal Grants				860,307		
Other Revenue						
	465,540	277,273	-	860,307	187,785	46,962
<b>Expenses</b>						
Salaries						
Teachers					29,100	
Principals and Vice Principals					113,124	
Educational Assistants		212,891				
Support Staff						
Other Professionals	110,034					
Substitutes						
	110,034	212,891	-	-	142,224	-
Employee Benefits	20,402	64,382			33,728	
Services and Supplies	335,104			860,307	11,833	46,962
	465,540	277,273	-	860,307	187,785	46,962
<b>Net Revenue (Expense)</b>	-	-	-	-	-	-

# School District No. 60 (Peace River North)

Amended Annual Budget - Changes in Special Purpose Funds

Year Ended June 30, 2021

	Classroom Enhancement Fund - Staffing	Classroom Enhancement Fund - Remedies	First Nation Student Transportation	Mental Health in Schools	Changing Results for Young Children	Safe Return to School Grant
	\$	\$	\$	\$	\$	\$
<b>Deferred Revenue, beginning of year</b>	-	-	57,475	5,194	31,947	-
<b>Add: Restricted Grants</b>						
Provincial Grants - Ministry of Education	4,163,222	396,693		52,000	19,000	515,408
Federal Grants						
Other						
	4,163,222	396,693	-	52,000	19,000	515,408
<b>Less: Allocated to Revenue</b>	<b>4,163,222</b>	<b>396,693</b>	<b>33,532</b>	<b>48,270</b>	<b>14,896</b>	<b>515,408</b>
<b>Deferred Revenue, end of year</b>	<b>-</b>	<b>-</b>	<b>23,943</b>	<b>8,924</b>	<b>36,051</b>	<b>-</b>
<b>Revenues</b>						
Provincial Grants - Ministry of Education	4,163,222	396,693		48,270	14,896	515,408
Federal Grants						
Other Revenue			33,532			
	4,163,222	396,693	33,532	48,270	14,896	515,408
<b>Expenses</b>						
Salaries						
Teachers	3,380,862	91,471				
Principals and Vice Principals		9,700		17,702	10,226	
Educational Assistants						
Support Staff						276,567
Other Professionals						
Substitutes		6,320		2,000		
	3,380,862	107,491	-	19,702	10,226	276,567
Employee Benefits	782,360	24,044		3,414	2,032	26,816
Services and Supplies		265,158	33,532	25,154	2,638	212,025
	4,163,222	396,693	33,532	48,270	14,896	515,408
<b>Net Revenue (Expense)</b>	<b>-</b>	<b>-</b>	<b>-</b>	<b>-</b>	<b>-</b>	<b>-</b>

# School District No. 60 (Peace River North)

Amended Annual Budget - Changes in Special Purpose Funds

Year Ended June 30, 2021

	MISC	DONATIONS	District Capacity Bldg	TOTAL
	\$	\$	\$	\$
<b>Deferred Revenue, beginning of year</b>	107,041	68,118	-	2,510,962
<b>Add: Restricted Grants</b>				
Provincial Grants - Ministry of Education				9,414,645
Federal Grants				240,752
Other	500,418			1,678,408
	500,418	-	-	11,333,805
<b>Less: Allocated to Revenue</b>	410,433	68,118	-	11,466,938
<b>Deferred Revenue, end of year</b>	<u>197,026</u>	<u>-</u>	<u>-</u>	<u>2,377,829</u>
<b>Revenues</b>				
Provincial Grants - Ministry of Education				9,803,350
Federal Grants				242,752
Other Revenue	410,433	68,118		1,420,836
	410,433	68,118	-	11,466,938
<b>Expenses</b>				
Salaries				
Teachers				4,376,196
Principals and Vice Principals				410,294
Educational Assistants	28,646			725,107
Support Staff				712,920
Other Professionals				219,009
Substitutes				442,785
	28,646	-	-	6,886,311
Employee Benefits	8,736			1,428,626
Services and Supplies	373,051	68,118		3,152,001
	410,433	68,118	-	11,466,938
<b>Net Revenue (Expense)</b>	<u>-</u>	<u>-</u>	<u>-</u>	<u>-</u>



**School District No. 60 (Peace River North)**

Amended Annual Budget - Capital Revenue and Expense  
Year Ended June 30, 2021

	2021 Amended Annual Budget			2021 Annual Budget
	Invested in Tangible Capital Assets	Local Capital	Fund Balance	
	\$	\$	\$	\$
<b>Revenues</b>				
Other Revenue	300,560		300,560	
Amortization of Deferred Capital Revenue	3,418,006		3,418,006	3,133,992
<b>Total Revenue</b>	<b>3,718,566</b>	<b>-</b>	<b>3,718,566</b>	<b>3,133,992</b>
<b>Expenses</b>				
Amortization of Tangible Capital Assets				
Operations and Maintenance	3,876,082		3,876,082	3,871,076
Transportation and Housing	709,346		709,346	590,997
<b>Total Expense</b>	<b>4,585,428</b>	<b>-</b>	<b>4,585,428</b>	<b>4,462,073</b>
<b>Net Revenue (Expense)</b>	<b>(866,862)</b>	<b>-</b>	<b>(866,862)</b>	<b>(1,328,081)</b>
<b>Net Transfers (to) from other funds</b>				
Tangible Capital Assets Purchased	2,072,854		2,072,854	438,000
<b>Total Net Transfers</b>	<b>2,072,854</b>	<b>-</b>	<b>2,072,854</b>	<b>438,000</b>
<b>Other Adjustments to Fund Balances</b>				
<b>Total Other Adjustments to Fund Balances</b>	<b>-</b>	<b>-</b>	<b>-</b>	
<b>Budgeted Surplus (Deficit), for the year</b>	<b>1,205,992</b>	<b>-</b>	<b>1,205,992</b>	<b>(890,081)</b>

